

THE 2024 ANNUAL REPORT

OF THE UNITED STATES BOWLING CONGRESS





Brunswick



THANK YOU

Your support of USBC events and the sport of bowling helps us to build A Future for the Sport.

A **Future** FOR
THE **Sport**

TABLE OF CONTENTS

ABOUT USBC	04	
2024-2025 USBC LEADERSHIP	05	
2025 USBC TOURNAMENTS	06	
USBC OPEN CHAMPIONSHIPS	08	
USBC WOMEN'S CHAMPIONSHIPS	11	
USBC MASTERS	14	
USBC QUEENS	15	
U.S. OPEN	16	
U.S. WOMEN'S OPEN	18	
TEAM USA	19	
INTERCOLLEGIATE CHAMPIONSHIPS	22	
U22 MASTERS AND QUEENS	25	
JUNIOR GOLD CHAMPIONSHIPS	27	
USA BOWLING NATIONAL CHAMPIONSHIPS	30	
YOUTH OPEN CHAMPIONSHIPS	32	
USBC SENIOR MASTERS	34	
USBC SENIOR QUEENS	35	
USBC SUPER SENIOR CLASSIC	36	
USBC SENIOR CHAMPIONSHIPS	38	
USBC CONVENTION	40	
ALL-TIME CHAMPIONS	41	
FINANCIALS	55	

UNITED STATES BOWLING CONGRESS



The United States Bowling Congress officially launched Jan. 1, 2005, as the organization to serve adult and youth bowlers in the United States and is the National Governing Body for bowling as recognized by the United States Olympic & Paralympic Committee (USOPC).

Formed by the merger of the American Bowling Congress (ABC), Women's International Bowling Congress (WIBC), Young American Bowling Alliance (YABA) and USA Bowling, USBC is a membership organization that provides standardized rules, regulations and benefits to make bowling fair and fun for everyone.

During the 2023-2024 season, USBC had 1,093,000 members, 9,486 certified tournaments and certified 29,001 leagues.

USBC MISSION

The USBC is the National Governing Body for bowling. Our mission is to provide services, resources and standards for the sport.

USBC VISION

Our vision is to continue to be the leading authority to the sport, servicing the needs of bowling.

USBC PROMISE


Our promise is to celebrate the past, be mindful of the present and ensure bowling's future through thoughtful research, planning and delivery.

UNITED STATES BOWLING CONGRESS

ESTABLISHED: JAN. 1, 2005

HEADQUARTERS: 621 SIX FLAGS DRIVE, ARLINGTON, TX 76011
PHONE: 800-514-2695

 [BOWL.com](https://www.bowl.com)


 [@USBC](https://twitter.com/USBC)

 [usbowlingcongress](https://www.instagram.com/usbowlingcongress)

 [Sport of Bowling - USBC](https://www.facebook.com/SportofBowling-USBC)

 [BowlTV.com](https://www.youtube.com/BowlTV.com)

 [usbowlingcongress](https://www.tiktok.com/usbowlingcongress)

 [Sport of Bowling - USBC](https://www.youtube.com/SportofBowling-USBC)

2024-2025 USBC BOARD OF DIRECTORS

BOARD OF DIRECTORS

DENNIS HACKER | LONGTOWN, MO.

President through July 31, 2026
Director through July 31, 2027
Elected by delegates

MIKE CANNINGTON | FORT MYERS, FLA.

Vice President through July 31, 2026
Director through July 31, 2026
Elected by delegates

GLEND A BECKETT | PALMETTO BAY, FLA.

Director through July 31, 2026
Elected by delegates

BRANDON BOWMAN | MUKILTEO, WASH.

Director through July 31, 2026
Elected by delegates

SYDNEY BRUMMETT | LAKE WALES, FLA.

Director through July 31, 2025
Elected by Team USA athletes

ANTHONY COLANGELO | MERIDIAN, IDAHO

Director through July 31, 2025
Elected by delegates

STEPHANIE DYSON | CLINTON, MD.

Director through July 31, 2027
Appointed Independent Director (TNBA representative)

CHRISTOPHER FLOYD | LOCKPORT, LA.

Director through July 31, 2027
Elected by IBC Youth Committee

BO GOERGEN | SANFORD, MICH.

Director through July 31, 2025
Elected by delegates

DAVID HAYNES | LAS VEGAS

Director through July 31, 2027
Elected by Team USA athletes

CHRISSIE KENT | NEWARK, N.Y.

Director through July 31, 2025
Elected by IBC Youth Committee

KEVIN KRAUSS | SEMINOLE, FLA.

Director through July 31, 2025
Elected by BPAA

CHRISSY LEE | TAMPA, FLA.

Director through July 31, 2027
Elected by delegates

MELISSA MCDANIEL | RALEIGH, N.C.

Director through July 31, 2025
Elected by delegates

NICK PATE | INVER GROVE HEIGHTS, MINN.

Director through July 31, 2026
Elected by Team USA athletes

SHANNON PLUHOWSKY | DAYTON, OHIO

Director through July 31, 2027
Elected by Team USA athletes

KRISTOPHER PRATHER | ROMEOVILLE, ILL.

Director through July 31, 2026
Elected by Team USA athletes

MATTHEW RUSSO | BALLWIN, MO.

Director through July 31, 2027
Elected by Team USA athletes

NANCY SCHENK | FAYETTEVILLE, N.C.

Director through July 31, 2025
Elected by BPAA

MARK VAN METER | ALBUQUERQUE, N.M.

Director through July 31, 2025
Appointed by AAC

MATTHEW VOLTZ | FARGO, N.D.

Director through July 31, 2027
Elected by delegates

USBC EXECUTIVE TEAM

CHAD MURPHY

Executive Director

JASON OVERSTREET

Deputy Executive Director

Visit BOWL.com/About for more information on the USBC Board of Directors and USBC Executives.

USBC PAST PRESIDENTS

MICHAEL CARROLL | HUNTINGTON, W.VA.

Aug. 1, 2004 – July 31, 2007

JEFF BOJÉ | TAMPA, FLA.

Aug. 1, 2007 – July 31, 2010

DARLENE BAKER | MAHOMET, ILL.

Aug. 1, 2010 – July 31, 2011

JIM STURM | SOUTH CHARLESTON, W.VA.

Aug. 1, 2011 – Jan. 2012

ANDREW CAIN | PHOENIX

Jan. 2012 – July 31, 2015

FRANK WILKINSON | STATEN ISLAND, N.Y.

Aug. 1, 2015 – July 31, 2018

KARL KIELICH | EL PASO, TEXAS

Aug. 1, 2018 – July 31, 2020

MELISSA MCDANIEL | RALEIGH, N.C.

Aug. 1, 2020 – July 31, 2024



DENNIS HACKER



2025 USBC TOURNAMENTS



2025 USBC TEAM USA TRIALS AND U.S. NATIONAL AMATEUR BOWLING CHAMPIONSHIPS

JAN. 2-7 | NATIONAL BOWLING STADIUM
RENO, NEV.



2025 U.S. OPEN PRESENTED BY GO BOWLING!

JAN. 26-FEB. 2 | ROYAL PIN WOODLAND
INDIANAPOLIS



2025 BOWLERS JOURNAL CHAMPIONSHIPS

FEB. 28-JULY 27 | ALL STAR LANES
BATON ROUGE, LA.



2025 USBC OPEN CHAMPIONSHIPS

MARCH 1-JULY 28 | RAISING CANE'S RIVER CENTER
BATON ROUGE, LA.



2025 USBC MASTERS

MARCH 23-30 | THUNDERBOWL LANES
ALLEN PARK, MICH.



2025 USBC SENIOR QUEENS

APRIL 9-13 | SAM'S TOWN BOWLING CENTER
LAS VEGAS



2025 INTERCOLLEGIATE SINGLES CHAMPIONSHIPS

APRIL 14-19 | SOUTH POINT BOWLING PLAZA
LAS VEGAS



2025 INTERCOLLEGIATE TEAM CHAMPIONSHIPS

APRIL 14-19 | SOUTH POINT BOWLING PLAZA
LAS VEGAS



2025 USBC WOMEN'S CHAMPIONSHIPS

APRIL 26-JULY 5 | SOUTH POINT BOWLING PLAZA
LAS VEGAS



2025 USBC CONVENTION AND ANNUAL MEETING

MAY 5-8 | SOUTH POINT HOTEL, CASINO & SPA
LAS VEGAS

2025 USBC TOURNAMENTS



2025 USBC QUEENS

MAY 14-20 | SUNCOAST BOWLING CENTER
LAS VEGAS



2025 USBC U22 QUEENS AND MASTERS

MAY 23-26 | THUNDERBOWL LANES
ALLEN PARK, MICH.



2025 USBC SUPER SENIOR CLASSIC

MAY 28-JUNE 1 | SAM'S TOWN BOWLING CENTER
LAS VEGAS



2025 USBC SENIOR MASTERS

JUNE 1-8 | SAM'S TOWN BOWLING CENTER
LAS VEGAS



2025 U.S. WOMEN'S OPEN

JUNE 10-17 | SUN VALLEY LANES
LINCOLN, NEB.



2025 USA BOWLING NATIONAL CHAMPIONSHIPS

JULY 9-10 & 13 | REVS BOWL BAR AND GRILL; FINALS AT RESCH CENTER
GREEN BAY, WIS.



2025 BOWLING.COM YOUTH OPEN CHAMPIONSHIPS

JULY 9-11, 18-20 & 26-27 | BOWLERO SUPER BOWL FAMILY ENTERTAINMENT
CENTER
APPLETON, WIS.



2025 JUNIOR GOLD CHAMPIONSHIPS

JULY 11-19 | THE ASHWAUBENON BOWLING ALLEY; BOWLERO SUPERBOWL
FAMILY ENTERTAINMENT; BOWLERO SABRE LANES; BUZZ SOCIAL; DALE'S
WESTON LANES; REVS BOWL BAR AND GRILL; RIVIERA LANES, AND ROLLING
THUNDER LANES
GREEN BAY AREA, WIS.



2025 USBC SENIOR CHAMPIONSHIPS

AUG. 5-8 | CITYVIEW LANES
FORT WORTH, TEXAS





The 2024 United States Bowling Congress Open Championships featured memorable moments from start to finish as 11,012 teams and more than 55,000 bowlers traveled to Las Vegas and the South Point Bowling Plaza.

When the final ball was rolled July 29, 32 bowlers were able to revel in victory, whether the wait lasted several months or just a couple hours.

Four of those 32 competitors – Derek Magno (Regular All-Events) and teammates Joe Bailey, Dan Higgins Jr. and Chad Roberts (Team All-Events) – had to make additional space on their mantles to add another Eagle to their collection, while the other top finishers were able to experience the thrill of championship glory at the tournament for the first time.

HIGGY'S RETURNS TO WINNER'S CIRCLE IN TEAM ALL-EVENTS

The crew that makes up Higgys Aquarium is considered a contender each year at the Open Championships, and the team shined once again to claim the title in Team All-Events in 2024.

The 2024 squad – featuring Chad Roberts, Vincent Bellar, Tim Pfeifer, Joe Bailey and Dan Higgins Jr. – took the lead by nearly 140 pins after posting a combined total of 10,226, and they held onto the top spot by more than 100 pins when the 120th edition of the Open Championships came to a close in late July.

All five members contributed at least 2,000 to the winning effort, with Bellar pacing Higgys in 2024 with 2,111. Bailey had 2,056, Pfeifer rolled to 2,051, Higgins finished with 2,008 and Roberts recorded 2,000.

Bellar kicked off their team performance with 300, which doubled as the 1,000th perfect game in tournament history. The team finished tied for eighth in Regular Team in 2024 with 3,282.

They added 3,449 in doubles and 3,495 in singles to average more than 227 as a team across 45 games and two oil patterns at the Bowling Plaza.

As mentioned above, the victory now gives Bailey, Higgins and Roberts three Eagles each at the Open Championships. The trio helped Higgys Aquarium to the Team All-Events win in 2016 and Regular Team title in 2019 (also at South Point). After close calls in the past, both Bellar and Pfeifer recorded their first wins at the Open Championships.

DOWN TO THE WIRE FOR HOLLINGSWORTH IN REGULAR SINGLES

Let's face facts – it's exciting to beat the buzzer. The equivalent at the Open Championships is taking the lead on the final day of competition – which is exactly what Jason Hollingsworth achieved

during his performance on the second-to-last squad of the 2024 event to win Regular Singles.

After posting 277 in his final game of doubles for a 673 series, Hollingsworth started his singles set with games of 289 and 257. He started Game 3 with seven strikes before a single-pin spare in the eighth set the stage for the dramatic finish.

Hollingsworth, of Oregon City, Oregon, needed strikes on his next three deliveries for the chance to go around the 815 posted by Brad Miller of Lee's Summit, Missouri. He rolled the necessary strikes and added one more on his fill ball (needing one pin to take the lead) to finish with 279 for an 825 series.

The right-hander averaged more than 275 during his final four games at the Bowling Plaza, and the moment was made even sweeter for Hollingsworth by sharing it with his teammates, including USBC and Professional Bowlers Association Hall of Famer Dave Husted.

MAGNO IS MAGNIFICENT ON WAY TO REGULAR ALL-EVENTS WIN

Derek Magno's resume at the Open Championships already spoke for itself before he laced up his shoes for his appearance in 2024.

The right-hander claimed victory with his Mento Produce teammates in Team All-Events at the 2019 event, and he has produced a pair of 300 games on the championship lanes (2019 and 2022). In 2022, the group broke the Team All-Events record with a 10,444 total to best a score that had stood since 1996, ultimately finishing in third place.

He added onto his legacy with another big performance at South Point in 2024, rolling sets of 779 in singles, 761 in doubles and 715 in team for a 2,255 total to win Regular All-Events.

Magno, of Cicero, New York, averaged more than 250 across his nine games at the Bowling Plaza and more than 256 in minors. After starting his team event with 192, Magno's next-lowest game was 233, and he had five games of 255 or more to also finish the year in the top 20 in Regular Team (14th), Regular Singles (15th) and Team All-Events (16th).

EVANS AND FISHER CLAIM THE TOP SPOT IN REGULAR DOUBLES

A fast start and big finish helped Shawn Evans of Titusville, Florida, and Nicholas Fisher of Palm Bay, Florida, earn the victory in Regular Doubles at the 2024 Open Championships with an impressive 1,531 total – the sixth highest combined score in tournament history.

Evans fired 299 in Game 1, while Fisher added 260 for a 559 start. The pair added 458 in Game 2 (259 for Evans and 199 for Fisher) and finished with 514 (268 for Fisher and 246 for Evans) to get to the top spot.



Evans finished the set with an 804 series, and Fisher, making his tournament debut, posted 727.

Both Evans and Fisher struck on their first delivery in the final frame, which helped secure the lead in early April and hold off a late charge in July by Derek Graves of Spring Grove, Virginia, and Adam Jozwiak of Akron, New York, who finished second with 1,528.

The pairing in 2024 marked the first time Evans and Fisher had bowled doubles together, and both were substitutes in their group at the Open Championships.

CLOSE COMPETITION IN REGULAR TEAM

The challenging team pattern in 2024 provided plenty of excitement coming down the stretch at South Point.

While 3,373 ended as the winning tally for Before the 1st Frame #4 of Huntersville, N.C., four other teams finished within 32 pins of the number. The last time the top five in Regular Team was that tight was at the 2017 Open Championships (first trip to the Bowling Plaza) when 27 pins separated first from fifth.

SECURING VICTORIES IN THE STANDARD DIVISION

Matt Garcia of Long Beach, California, authored the first all-events score north of 2,000 in the young history of the Standard Division to earn the title at the 2024 Open Championships, finishing with a 2,003 total at South Point.

After posting 542 in team, Garcia got lined up in minors to fire sets of 743 in singles and 718 in doubles. The big day also helped him finished second in Standard Singles and Standard Doubles (with his brother, Darren Garcia – 1,292).

The top score in Standard Singles belonged to Michael Humphrys of Milwaukie, Oregon, with 745. Humphrys found his rhythm in singles after struggling in doubles, improving by 363 pins with games of 244, 255 and 246 on the way to victory.

A father-and-son pairing – Gary and Shane Goldermann – earned the top spot in Standard Doubles with a final score of 1,319. They also were the only tandem to eclipse 1,300 in Standard Doubles in 2024.

Shane, of Ault, Colorado, rolled games of 214, 215 and 246 for a 675 series in the effort. Gary, of Keenesburg, Colorado, added scores of 175, 234 and 235 for 644.

In Standard Team, the members of Team Bel Aire Drive of Mequon, Wisconsin, held the lead for more than three months to claim the victory with a 2,848 total. After starting their set with games of 896 and 886, the group finished strong with 1,066.

David Wentlandt led the charge for Team Bel Aire Drive with a 644 series and was joined at South Point by Samuel Weber (636), Steven Weber (624), Randy Weber (569) and Bryce Wentlandt (375).

CHAMPIONSHIP PERFORMANCES IN THE CLASSIFIED DIVISION

The waiting game was in effect for three of the four champions in the Classified Division at the 2024 Open Championships – the winners in Classified Doubles, Team and Singles all bowled in the first 90 days of the 158-day event.

The longest wait in 2024 belonged to Punsal Grish of Aurora, Colorado, and James Bayarsaikhan of Centennial, Colorado. The pair took the lead in Classified Doubles with 1,149 on March 31 and retained the top spot for nearly four months.

Grish had games of 214, 184 and 206 in the performance for a 604 series, and Bayarsaikhan improved each game, rolling scores of 166, 180 and 199 for 545.

A week later, the members of Hansen Hardscapes of Alexandria, Minnesota, put together the top score in Classified Team with a 2,607 total. The group had games of 957, 812 and 838 to record the win by 89 pins.

Eric Ohlrogge had 605 to lead Hansen Hardscapes and was joined by Jessica Cook (537), Christopher Cook (527), Ashley Ohlrogge (502) and Lauren Johnson (436).

Jason Sarno of Erie, Colorado, had more than two months at the top of the leaderboard in Classified Singles, earning the victory with a 633 series.

Sarno had steady games at the Bowling Plaza, posting scores of 206, 211 and 216.

The top score in Classified All-Events was posted in early July, as Aider Xiong of Maplewood, Minnesota, recorded the win with a 1,729 total in Las Vegas.

Xiong had 623 in doubles, 592 in team and 514 in singles during his tournament debut.

MAJOR MILESTONES IN LAS VEGAS

The 2024 Open Championships honored several incredible competitors for their longevity and skill at South Point, highlighted by USBC and PBA Hall of Famer Glenn Allison of Corona, California, breaking the tournament's participation record with his 72nd appearance.

Two bowlers – Frankie May Jr. of Sinking Spring, Pennsylvania, and John Kerpan of Waukegan, Illinois – joined the 100,000-Pin Club in 2024, bringing the exclusive group to 31 members.

May earned his crystal pin during his 57th appearance at the Open Championships and now sits at 101,018 pins for a career average of 196.9. Kerpan celebrated a pair of milestones in 2024, as he also made his 60th tournament appearance. Kerpan now has a career pinfall of 100,284 for a lifetime average of 186.7.

Along with Kerpan, three additional bowlers celebrated 60 years on the tournament lanes in 2024 – Robert Brissette of Petersburg, Michigan; Dale Diamond of Chatham, Illinois; and 1971 Team All-Events champion Wayne Hutchinson of Franklin Park, Illinois.

A total of 36 bowlers have made 60 or more appearances at the Open Championships. The 2024 event also had 23 bowlers celebrate 50 years of participation, bringing the all-time total to 355.

BIG-TIME PERFORMANCES

Along with the winning scores and major milestones, competitors posted big numbers across the board during the 2024 Open Championships.

A total of 10 bowlers achieved an 800 series at the Bowling Plaza, with five taking place in singles, four in doubles and one in team (Joe



Meier of Kenosha, Wisconsin, rolled the lone 800 in team, finishing with 801).

The top series for the year belonged to Brandon Bonta of Wichita, Kansas, with 837 in doubles (279-259-299). Bonta, a collegiate standout at Wichita State and past member of Team USA and Junior Team USA, joined his father – Kelly Bonta – on the honor score list at the Open Championships. Kelly is one of 43 competitors at the tournament with multiple 300s.

Speaking of 300s, 36 bowlers reached perfection during their time at the 2024 Open Championships.

While every 300 has its own story to tell, Tina Williams' perfect game in doubles served as a first at the tournament and allowed her to share the spotlight with her husband – two-time PBA Tour champion Stu Williams.

Tina created a new entry in the record book for both the Open Championships and USBC Women's Championships, becoming the first competitor to roll a 300 game at each event. She posted her 300 at the Women's Championships during the 2021 event.

She also joined Stu with a perfect performance at the 2024 event. He rolled his 300 during singles on the way to an 805 series and finished the tournament as the runner-up in Regular All-Events, fourth in Regular Singles and fifth in Regular Doubles (with David Bartlett).

2024 USBC OPEN CHAMPIONSHIPS

FEB. 23 – JULY 29 | SOUTH POINT BOWLING PLAZA
LAS VEGAS

REGULAR DIVISION TEAM (COMBINED AVERAGES OF 876 AND ABOVE)

1. Before the 1st Frame #4, Huntersville, N.C., 3,373
2. Trip 4 Pro Shop, St. Clair Shores, Mich., 3,363
3. Triangle Bowl 2, Kelso, Wash., 3,352
4. Top Score Bowling, Whitestown, Ind., 3,350
5. Team H5G, Ocala, Fla., 3,341

DOUBLES (COMBINED AVERAGES OF 351 AND ABOVE)

1. Shawn Evans, Titusville, Fla., and Nicholas Fisher, Palm Bay, Fla., 1,531
2. Adam Jozwiak, Akron, N.Y., and Derek Graves, Spring Grove, Va., 1,528
3. Tim Heimann, St. Louis, and Jonathan Heimann, Troy, Ill., 1,515
4. Ethan Evans, Rogers, Ark., and Mark Clark, Charlotte, N.C., 1,484
5. Stu Williams, Pflugerville, Texas, and David Bartlett, Bloomington, Ill., 1,476

SINGLES (AVERAGES OF 176 AND ABOVE)

1. Jason Hollingsworth, Oregon City, Ore., 825
2. Brad Miller, Lee's Summit, Mo., 815
3. Joe Barket, Morro Bay, Calif., 806
4. Stu Williams, Pflugerville, Texas, 805
5. Kevin McCune, Munster, Ind., 801

ALL-EVENTS (AVERAGES OF 176 AND ABOVE)

1. Derek Magno, Cicero, N.Y., 2,255
2. Stu Williams, Pflugerville, Texas, 2,245
3. David Jecko, Whitesboro, N.Y., 2,217
4. Daniel Vick, Pittsford, N.Y., 2,194
5. Mike Conn, Savannah, Ga., 2,192

TEAM ALL-EVENTS

(COMBINED ALL-EVENTS TOTALS OF ALL FIVE TEAM MEMBERS)

1. Higgys Aquarium, Lewis Center, Ohio, 10,226
2. Before the 1st Frame #4, Huntersville, N.C., 10,120
3. Top Score Bowling, Whitestown, Ind., 10,087

4. Team NABR, Fairport, N.Y., 10,065
- T5. Maximum Potential Pro Shop, Rome, N.Y., 10,032
- T5. BowlU #1, Blasdel, N.Y., 10,032

STANDARD DIVISION

TEAM (COMBINED AVERAGES OF 776-875)

1. Team Bel Aire Drive, Mequon, Wis., 2,848
2. TP's Pro Shop 11, Cicero, Ill., 2,825
3. Alan Brunelle Team 2, Attleboro, Mass., 2,815
4. Leave Your Mark Pro Shop #2, Keller, Texas, 2,810
5. Champion Inc., Griffith, Ind., 2,801

DOUBLES (COMBINED AVERAGES OF 311-350)

1. Gary Goldermann, Keenesburg, Colo., and Shane Goldermann, Ault, Colo., 1,319
2. Darren Garcia and Matt Garcia, Long Beach, Calif., 1,292
3. John Barnett, Marshfield, Mo., and David Arnall, Springfield, Mo., 1,260
4. Glenn Hashizumi, Binghamton, N.Y., and Kenneth Coy, Inver Grove Heights, Minn., 1,246
5. Courtney Hayes, Thornton, Colo., and Matthew Johnson, Brighton, Colo., 1,244

SINGLES (AVERAGES OF 156-175)

1. Michael Humphrys, Milwaukie, Ore., 745
2. Matt Garcia, Long Beach, Calif., 743
3. Adriana Sheck, Frederick, Md., 733
4. Garrett Preszler, Redlands, Calif., 729
5. Paul Myrick, Murray, Ky., 707

ALL-EVENTS (AVERAGES OF 156-175)

1. Matt Garcia, Long Beach, Calif., 2,003
2. Jeffrey Robinson, Westerville, Ohio, 1,957
3. Douglas Moore, Loveland, Ohio, 1,920
4. Luke Brown, Saratoga Springs, Utah, 1,885
5. Rudy Crisolo Jr., Woodland, Calif., 1,879

CLASSIFIED DIVISION

TEAM (COMBINED AVERAGES OF 775 AND BELOW)

1. Hansen Hardscapes, Alexandria, Minn., 2,607
2. Peter Jones Team 1, New Castle, Ind., 2,518
3. Chiefs, Bogota, N.J., 2,462
4. Kool Runnings 2, Oxnard, Calif., 2,459
5. Strike Out Cancer Team 5, Long Beach, Calif., 2,457

DOUBLES (COMBINED AVERAGES OF 310 AND BELOW)

1. James Bayarsaikhan, Centennial, Colo., and Punsal Grish, Aurora, Colo., 1,149
2. Richard Petri, Kuna, Idaho, and Renee Hand, Meridian, Idaho, 1,121
3. Dustin Keener and Patrick Lowendick, Cleveland, Ga., 1,114
4. Matt Parker, Monett, Mo., and Marc Bagley, Carrollton, Mo., 1,109
5. Rick Padilla, Wallase, Calif., and Brian Lutrania, Stockton, Calif., 1,107

SINGLES (AVERAGES OF 155 AND BELOW)

1. Jason Sarno, Erie, Colo., 633
2. Benjamin Klawitter, Brooklyn, Conn., 628
3. David Hunnicutt Jr., Thomaston, Ga., 626
4. Bobby Patel, King City, Calif., 622
5. Mark Blocher, Porter, Okla., 620

ALL-EVENTS (AVERAGES OF 155 AND BELOW)

1. Aider Xiong, Maplewood, Minn., 1,729
2. Leon Gibson, Albany, Ga., 1,725
3. Sean Badger, Ogden, Utah, 1,718
4. Karl Hamm, Camarillo, Calif., 1,700
5. Nathan Sorn, Pendleton, Ore., 1,699



There was no shortage of strikes at the 2024 USBC Women's Championships in Reno, Nevada, as a new benchmark in the team event was set and a record-setting number of perfect games were rolled at the National Bowling Stadium. Learn more about some of the excitement from the 104th edition of the event!

CAL-NEVA GIRLS POST RECORD IN DIAMOND TEAM

The members of Cal-Neva Girls of Tracy, California, put together the top four-player performance in tournament history to record the victory in Diamond Team at the NBS, rolling games of 984, 898 and 964 for a 2,846 total – a team average of more than 237 for Karen Reid, Brittany Tierney, Brittany Hillman and Andrea Castillo.

The excitement came down to the final frame in Reno, as Hillman put the finishing touches on an 803 series (276-258-269) to give Castillo the chance to take the lead from the anchor spot. Needing a double and seven pins to take over the top spot and then-record score of 2,842 from Ballard vs. the Big C of Long Beach, New York, Castillo rolled three strikes to seal the deal.

The Women's Championships adjusted its team format to four players in 2014, and the previous record belonged to the members of Bowlieve In A Cure of Arlington, Texas, with 2,819 during the 2014 event.

Hillman was followed by Reid with 733, while Castillo and Tierney added 701 and 609, respectively.

The victory also marked the second title at the Women's Championships for Hillman, who helped Coefficient of Friction of Palo Alto, California, win the Scratch Team title in Reno during the 2012 event.

CZUPRYNSKI AND THOMPSON ARE TOP DOUBLES PAIR

Erin Czuprynski of New Lenox, Illinois, and Amber Thompson of Danville, Indiana, had the longest wait of any champion in 2024, but their 1,474 score remained at the top of the standings in Diamond Doubles to record the win in Reno.

The pair hit the lanes for doubles at the NBS on April 30 and held the top spot for two months (June 30). Czuprynski led the way with games of 225, 257 and 288 for a 770 series, while Thompson added 268, 191 and 245 for 704.

Their 1,474 total sits in sixth place on the tournament's all-time list.

HONOR SCORES AT THE TAJ MAHAL OF TENPINS

A total of 11 bowlers rolled 300 games at the 2024 Women's Championships. The previous record was posted at the 2023 event in Las Vegas with seven.

Hillman was one of two bowlers to connect for an 800 series in 2024, and both performances led to titles in Reno.

Sarah Klassen of Wichita, Kansas, also rolled an 803 series, which helped her claim the win in Diamond Singles.

Klassen – a 2021 Intercollegiate Team Championships winner at Wichita State University and bronze medalist in singles for Canada at the 2021 International Bowling Federation World Championships – started her set with games of 245 and 268. The right-hander closed with the final 11 strikes for 290 to secure the honor score and victory.

TWICE IS NICE FOR FLORIDA BOWLERS

Melinda Walters of Sunrise, Florida, and Mary DeStasio of Coconut Creek, Florida, teamed up for two wins at the 2024 Women's Championships.

The excitement for the pair started in the team event, where they helped Diamond Dolls of Pompano Beach, Florida, record the win in Ruby Team with a 2,519 total.

The team rolled games of 882, 843 and 794 on the way to victory, and Walters (596 series) and DeStasio (696) were joined by Gloria DeMars (747) and Shaena Clement (480).

The following day, Walters and DeStasio were steady in their performance during doubles to take home the top spot in the Ruby Division with a 1,328 total. DeStasio had games of 225, 225 and 216 for a 666 series, and Walters contributed 244, 204 and 214 for 662.

DeStasio also finished in second place for Ruby All-Events with 1,970. Bianca Anderson of Stone Mountain, Georgia, edged DeStasio for the title after posting sets of 689 in singles, 644 in team and 643 in doubles for a 1,976 total.

Anderson nearly took home a second title, too. She finished tied for second in Ruby Singles, two pins behind the winning score posted by Susan Musgrave of Edmond, Oklahoma. Musgrave earned the victory with games of 248, 253 and 190 for 691.

SHORT WAITS IN EMERALD DIVISION

Three of the winning scores in the Emerald Division were rolled during the final week of competition in Reno.

Lana Vigil of Dulce, New Mexico, took the lead in Emerald Singles with six days left in the 2024 event, recording the win with games of 192, 220 and 244 for a 656 series. With four days to go, the members of Pick Up Artists of Powell, Ohio, powered their way to the top of the leaderboard in Emerald Team with 2,214.

The team improved with each game, rolling scores of 694, 720 and 800. Kathryn Maliwesky led the way in victory with a 610 series and was joined by Annette Ludwig (592), Maureen Malinowski (546) and Cheyenne Ludwig (466).

Cameryn Landers of Calumet Park, Illinois, and Chicago's Marisol Garcia had just two days to wait and see if their 1,196 total was enough to take home the title in Emerald Doubles. Landers had a 621 series, and Garcia added 575 to the winning effort.

Genevieve Randal of Klamath Falls, Oregon, had the longest run at



the top of the standings in the Emerald Division in 2024. She held the lead in Emerald All-Events for 50 days to claim the title, posting sets of 617 in singles, 585 in doubles and 567 in team for a 1,769 total.

TOP SCORES IN SAPPHIRE DIVISION

A pair of teams shared the top spot in the Sapphire Division as the members of Prairie Pals II of Bennett, Colorado, and Team Purpureus of Campbell, California, each finished with 1,891 totals.

Prairie Pals II featured Cheryl Campbell, Sophie Fernandez, Robin Russell and Stephanie Wilson. Team Purpureus included Paulette Petro, Jennifer Young, Kathy Nguyen and Cheryl Rule.

The title in Sapphire Doubles went to the pair of Corina Edwards and Melodie Lowke of Robstown, Texas, with a 1,064 score. Edwards led the way with 555, and Lowke added 509.

Games of 232, 202 and 170 for a 604 series helped Milwaukee's Jennifer Kosoris record the victory in Sapphire Singles. She also finished tied for second in Sapphire All-Events with 1,570.

Kay Lynn Doney of Bozeman, Montana, won Sapphire All-Events in 2024, posting a 1,599 total. Doney had sets of 560 in singles, 543 in doubles and 496 in team at the NBS.

CELEBRATING LONGEVITY

We love to celebrate participation milestones at the Women's Championships, and three bowlers reached major milestones in 2024.

Jacquelyn Nelson of Siler City, North Carolina, became just the sixth bowler to reach 60 years of participation at the tournament with her appearance in 2024, while Sandra Jones of Burleson, Texas, and Rilla Yeater of Akron, Ohio, joined the 50-Year Club at the National Bowling Stadium.

Onalee Kraus of Coldwater, Michigan, also moved closer to the top spot on the participation list after making her 62nd appearance. She's one of two bowlers in tournament history to reach 62 years on the lanes (Mini Tvaska of St. Petersburg, Florida, made 67 appearances).

2024 USBC WOMEN'S CHAMPIONSHIPS

APRIL 27 - JUNE 29 | NATIONAL BOWLING STADIUM
RENO, NEV.

TEAM

DIAMOND (BOWLERS WITH COMBINED AVERAGES OF 701 AND ABOVE)

1. Cal-Neva Girls, Tracy, Calif., 2,846
2. Ballard vs. the Big C, Long Beach, N.Y., 2,842
3. FWF: 1, Clinton, Utah, 2,703
4. Bowler Builder Babes, Lewiston, Maine, 2,691
5. Vandy's Dandies, Hermitage, Tenn., 2,685

RUBY (BOWLERS WITH COMBINED AVERAGES OF 621-700)

1. Diamond Dolls, Pompano Beach, Fla., 2,519
2. It's In Our DNA, Wood Dale, Ill., 2,455
3. Tri-City Elite, Fort Benning, Ga., 2,408
4. Lane Lizards VII, Highland Village, Texas, 2,401
5. The Real Bowlers of NKY, Goldvein, Va., 2,379

EMERALD (BOWLERS WITH COMBINED AVERAGES OF 541-620)

1. Pick Up Artists, Powell, Ohio, 2,214
2. Strike Force Team 9, Anaheim, Calif., 2,164
3. Incredibowls, Chandler, Ariz., 2,107
- T4. Pin Pals, Flushing, Mich., 2,102
- T4. Just 4 Fun 8, Signal Hill, Calif., 2,102

SAPPHIRE (BOWLERS WITH COMBINED AVERAGES OF 540 AND BELOW)

- T1. Prairie Pals II, Bennett, Colo., 1,891
- T1. Team Purpureus, Campbell, Calif., 1,891
3. Cardinal Lanes 2, Newton, Iowa, 1,866
4. Hot Pockets, Palm Beach Gardens, Fla., 1,857
5. WHATEVER, St. Clair Shores, Mich., 1,853

DOUBLES

DIAMOND (BOWLERS WITH COMBINED AVERAGES OF 351 AND ABOVE)

1. Amber Thompson, Danville, Ind., and Erin Czuprynski, New Lenox, Ill., 1,474
2. Samantha How, Oregon City, Ore., and Felicia Wong, Calgary, Alberta, Canada, 1,459
3. Kristie Leong, Daly City, Calif., and Kayla Pashina, Otsego, Minn., 1,454
4. Katie Clayton-Robinson, Tampa, Fla., and Amanda Flood, Land O' Lakes, Fla., 1,450
5. Amanda Fry, Antelope, Calif., and Diana Zavjalova, Fort Worth, Texas, 1,449

RUBY (BOWLERS WITH COMBINED AVERAGES OF 311-350)

1. Melinda Walters, Sunrise, Fla., and Mary DeStasio, Coconut Creek, Fla., 1,328
2. Erin VanEvera-Welch and Jaynee Peel, Midland, Texas, 1,298
3. Jennifer Finan, Leavenworth, Kan., and Delois Williams, Lansing, Kan., 1,291
4. Jodi Ragazzo, Apopka, Fla., and Vivian Geary, Orlando, Fla., 1,271
5. Jamie Zimms and Jana Richardson, Bakersfield, Calif., 1,249

EMERALD (BOWLERS WITH COMBINED AVERAGES OF 271-310)

1. Marisol Garcia, Chicago, and Cameryn Landers, Calumet Park, Ill., 1,196
2. Roma Ebel, Sun City, Ariz., and Michelle Adams, Glendale, Ariz., 1,179
3. Lynn Versolenko, Lebanon, Ore., and Lora Church, Sublimity, Ore., 1,157
4. Kristina Alldredge, Idaho Falls, Idaho, and Brinley Sakota, Rigby, Idaho, 1,152
5. Lisa Day, Coatesville, Pa., and Eileen Frank, Exton, Pa., 1,146

SAPPHIRE (BOWLERS WITH COMBINED AVERAGES OF 270 AND BELOW)

1. Melodie Lowke and Corina Edwards, Robstown, Texas, 1,064
2. Deanna Glover, Parker, Colo., and Heather Pennebaker, Aurora, Colo., 1,036
3. Christine Lolland and Jenell Braseth, Grand Forks, N.D., 998
4. Carolyn Griffin and Audrey Clowers, Atlanta, 991
5. Judy Schwab, Wimauma, Fla., and Brenda Haase, Wayne, Ill., 989

SINGLES

DIAMOND (BOWLERS WITH AVERAGES OF 176 AND ABOVE)

1. Sarah Klassen, Wichita, Kan., 803
2. Mallory Clark, Lewiston, Maine, 792
- T3. Karen Reid, Tracy, Calif., 784
- T3. Katie Clayton-Robinson, Tampa, Fla., 784
5. Helen Keith, San Antonio, 782

RUBY (FOR BOWLERS WITH AVERAGES FROM 156-175)

1. Susan Musgrave, Edmond, Okla., 691
- T2. Bianca Anderson, Stone Mountain, Ga., 689
- T2. Kara Lyons, Riverside, Calif., 689
4. Patrice Dean, Baltimore, 688
5. Heidi Locklear, Lakeville, Minn., 685

EMERALD (BOWLERS WITH AVERAGES FROM 136-155)

1. Lana Vigil, Dulce, N.M., 656
2. Wanda Swindle, Shelbyville, Texas, 649
3. Carol Sieg, Bloomington, Ill., 639
- T4. Jan Mosley, Olympia Fields, Ill., 630
- T4. Lynne Sweeney, Cheyenne, Wyo., 630

SAPPHIRE (FOR BOWLERS WITH AVERAGES FROM 135 AND BELOW)

1. Jennifer Kosoris, Milwaukee, 604
2. Erin Murphy, Marengo, Ill., 577
- T3. Hannah Harth, Tillamook, Ore., 560
- T3. Kay Lynn Doney, Bozeman, Mont., 560
5. Felisha Jones, Aberdeen, Md., 557





ALL-EVENTS //

DIAMOND (BOWLERS WITH AVERAGES OF 176 AND ABOVE)

1. Sabrena Hershey, Gillette, Wyo., 2,199
2. Kayla Pashina, Otsego, Minn., 2,198
- T3. Karen Reid, Tracy, Calif., 2,184
- T3. Katie Clayton-Robinson, Tampa, Fla., 2,184
5. Lauren Russo, Ballwin, Mo., 2,182

RUBY (BOWLERS WITH AVERAGES FROM 156-175)

1. Bianca Anderson, Stone Mountain, Ga., 1,976
2. Mary DeStasio, Coconut Creek, Fla., 1,970
3. Cameryn Landers, Calumet Park, Ill., 1,965
4. Leigh Hall, Gardena, Calif., 1,916
5. Cathleen Haffner, Burke, Va., 1,908

EMERALD (BOWLERS WITH AVERAGES FROM 136-155)

1. Genevieve Randal, Klamath Falls, Ore., 1,769
2. Cathy Matthews, Las Vegas, 1,759
3. Annette Ludwig, Lancaster, Ohio, 1,750
4. Stacey Johnson, Oswego, Kan., 1,746
5. Lynn Versolenko, Lebanon, Ore., 1,724

SAPPHIRE (BOWLERS WITH AVERAGES FROM 135 AND BELOW)

1. Kay Lynn Doney, Bozeman, Mont., 1,599
- T2. Jennifer Kosoris, Milwaukee, 1,570
- T2. Erin Murphy, Marengo, Ill., 1,570
4. Shannon Heitstuman, Suisun City, Calif., 1,557
5. Tammy Weber, Tunica, Miss., 1,536





2024 USBC MASTERS

MARCH 24 – 31 | SUNCOAST BOWLING CENTER
LAS VEGAS

Entries: 465

FINAL STANDINGS

1. DeeRon Booker, Albuquerque, N.M., 217 (one game), \$100,000
2. Patrick Dombrowski, Parma, Ohio, 375 (two games), \$50,000
3. Jason Belmonte, Australia, 415 (two games), \$25,000
4. Sam Cooley, Australia, 397 (two games), \$15,000
5. Richard Teece, England, 180 (one game), \$10,000

STEPLADDER RESULTS

Match 1 – Cooley def. Teece, 206-180
Match 2 – Belmonte def. Cooley, 222-191
Semifinal – Dombrowski def. Belmonte, 198-193
Championship – Booker def. Dombrowski, 217-177

DeeRon Booker, a 33-year old right-hander from Albuquerque, New Mexico, won the 2024 United States Bowling Congress Masters at Suncoast Bowling Center in Las Vegas, claiming his first major championship and becoming the third African-American bowler to win a major title on the Professional Bowlers Association Tour.

Booker's path to the winner's circle certainly wasn't an easy one as he was forced to take down the likes of two-time defending Masters champion Anthony Simonsen of Las Vegas, 2023 U.S. Open champion EJ Tackett of Ossian, Indiana, and two-time PBA titlist Sam Cooley of Australia during double-elimination bracket match play.

Those victories allowed Booker to earn the top seed for the stepladder finals, which meant that he'd only have to win one match on TV to capture his first PBA Tour title and major. When his turn to take the lanes arrived, Booker did just that, defeating Patrick Dombrowski of Parma, Ohio, 217-177, to win the coveted Masters title and the tournament's \$100,000 first-place prize.

Booker had enormous support from the crowd during the title match as several family members and friends were on hand to take in Booker's TV finals debut on FOX Sports.

The nerves showed on his first shot when Booker missed his mark left and almost went for a Brooklyn strike but instead left a 9 pin. He would make the spare and then deliver a flush strike on his next ball.

At that point, Booker's strike song was revealed to be the Price is Right theme, which was an homage to the fact that the bowler appeared on the show in 2009 and won the showcase showdown.

Despite Booker's early strike and entertaining song, Dombrowski was unfazed, doubling during his first two frames of the championship match. Trouble would strike shortly thereafter, however, as

Dombrowski's third shot went left and left a 3-10 split, which he was unable to convert.

Booker attempted to take advantage of the opening by continuing to throw great shots; nevertheless, he was unable to pull away early, leaving a 10-pin in the third frame and a 4-pin in the fifth, which allowed Dombrowski to stay in the match.

That is until another shot went high for Dombrowski in the fifth, leaving the 4-6-7-10 split and giving him another open frame.

Booker capitalized this time, throwing three-straight strikes in frames six through eight, including tripping the 4-9 split out and getting a slow-rolling messenger, to build a lead.

A late double by Dombrowski added some pressure, but a light 5 pin put Booker in the driver's seat to shut out Dombrowski with only two marks during the closing frames.

Booker did exactly that, sparing twice and finishing with a 217 to Dombrowski's 177 to solidify his status as a major champion.

Dombrowski earned \$50,000 for his runner-up finish.

The stepladder finals started with Cooley squaring off against Richard Teece of England.

Teece had two opens in the first five frames, allowing Cooley to take advantage and win the game 206-180. Teece earned \$10,000 for his fifth-place finish.

Waiting for Cooley was another Australian, Jason Belmonte, who was looking for his first title of the 2024 season, his fifth Masters title and his record-extending 16th overall major.

Belmonte bested Cooley, 222-191, sending Belmonte through to the semifinal match and sending Cooley home with \$15,000 for fourth place.

In what was arguably the most tense match of the day, Dombrowski edged Belmonte in the semifinal, 198-193. Belmonte earned \$25,000 for his third-place finish.

BowlTV provided livestream coverage of the 2024 USBC Masters during qualifying and match play.





2024 USBC QUEENS

MAY 15 – 21 | THE ASHWAUBENON BOWLING ALLEY
GREEN BAY, WIS.

Entries: 184

FINAL STANDINGS

1. Jillian Martin, Stow, Ohio, 692 (three games), \$60,000
2. Hope Gramly, Aubrey, Texas, 220 (one game), \$30,000
3. Kelly Kulick, Union, N.J., (one game), \$22,500
4. Lindsay Boomershine, Brigham City, Utah, 379 (two games), \$17,500
5. Felicia Wong, Canada, 154 (one game), \$12,500

STEPLADDER RESULTS

Match 1 – Boomershine def. Wong, 193-154

Match 2 – Martin def. Boomershine, 206-186

Semifinal – Martin def. Kulick, 219-183

Championship – Martin def. Gramly, 267-220

Jillian Martin of Stow, Ohio, took the longest road to the 2024 United States Bowling Congress Queens championship at The Ashwaubenon Bowling Alley in Green Bay, Wisconsin.

Martin qualified as the No. 2 seed heading into match play, but was upset and sent to the Elimination Bracket with her back against the wall. That did not stop her from winning match after match, getting all the way to the final round and claiming the No. 3 seed on the stepladder show. All told, she bowled 42 games before the show even began.

It culminated in her becoming the youngest person to win the USBC Queens at 19 years old, defeating Hope Gramly of Aubrey, Texas, 267-220.

Her stepladder journey started with a match against the defending champion, Lindsay Boomershine of Brigham City, Utah, looking to be the first to defend the tiara in over 40 years, and riding the momentum of winning the opening match over Canada's Felicia Wong, 193-154.

Boomershine made three great shots to start the match against Martin, but couldn't get the 10 pin to fall all three times, while Martin had a spare and three strikes from the offset. A miss by Martin in the fifth frame opened the door for Boomershine to seize control of the match, but another 10 pin and a split kept Martin in the driver's seat.

Martin ended the match first, going strike, nine, spare to close out with a 206, which meant Boomershine had to strike out for the tie. The 10 pin reared its head yet again, even after a ball change, ending Boomershine's pursuit for her second Queens title as she bowed out with a 186. Boomershine earned \$17,500 for her fourth-place finish, while Wong received \$12,500 for fifth.

Up next was Kelly Kulick of Union, New Jersey, who brought her many years of experience to the table, as Kulick won her first major

before Martin was even born, setting up a match between the Professional Women's Bowling Association Tour past and present versus the future of the tour.

For Kulick, the future looked to be here, as Martin rattled off four strikes in the first five frames while Kulick had two splits and was behind early. Martin kept the pressure up on Kulick, and an open in the ninth frame was but a blip for Martin, who struck all three shots in the 10th to fully shut out Kulick, 219-183. Kulick earned \$22,500 for the third-place finish.

Martin was now only one win away from earning the \$60,000 top prize and the tiara, with only Gramly in her way. Gramly earned the No. 1 seed after going 6-0 and averaging over 234 in match play and was looking to earn her first PWBA title and major. Gramly was in a similar position as Martin two years ago at the 2022 USBC Queens, who qualified for the TV show as an amateur, placing fifth.

Martin came out strong yet again, starting with three strikes in the first five frames while Gramly was unable to string together strikes. Gramly rolled a turkey in frames five through seven and seemed to take advantage of a spare from Martin.

That would be the last time Martin didn't strike.

She went off the sheet for the final seven strikes and Gramly was unable to keep up, with the final score of 267-220 in Martin's favor, and becoming the youngest to win the USBC Queens ever. The previous youngest was PWBA and USBC Hall of Fame Wendy Macpherson, who won in 1988 at the age of 20.

Gramly earned \$30,000 for her runner-up finish.

Martin credits her mental game for being able to get to this point with her back against the wall in the Elimination Bracket and to end the week with the tiara after 45 total games.

This is only the beginning for Martin, who already had a PWBA win, and is now a major champion.

The 2024 Queens started with 184 competitors. After 15 games of qualifying over three days, the top 63 players and Boomershine, who was guaranteed a spot in the bracket as the defending champion, advanced to match play.



2024 U.S. OPEN

JANUARY 27 – FEB. 4 | ROYAL PIN WOODLAND
INDIANAPOLIS

Entries: 108

FINAL STANDINGS //

1. Kyle Troup, Taylorsville, N.C., 664 (three games), \$100,000
2. Anthony Simonsen, Las Vegas, 181 (one game), \$50,000
3. Jason Belmonte, Australia, 157 (one game), \$25,000
4. EJ Tackett, Ossian, Ind., 412 (two games), \$15,000
5. Bill O'Neill, Langhorne, Pa., 209 (one game), \$10,000

STEPLADDER RESULTS //

Match 1 – Tackett def. O'Neill, 212-209.

Match 2 – Troup def. Tackett, 212-200.

Semifinal – Troup def. Belmonte, 229-157.

Championship – Troup def. Simonsen, 223-181.

In what was one of the most stacked stepladders in recent memory, Kyle Troup of Taylorsville, North Carolina, came out on top during the stepladder finals at Royal Pin Woodland in Indianapolis to claim his first U.S. Open title just one year after finishing runner-up to EJ Tackett of Ossian, Indiana.

He defeated Tackett, Australia's Jason Belmonte and tournament leader Anthony Simonsen of Las Vegas during the live FOX telecast to capture the \$100,000 top prize, the coveted green jacket and the U.S. Open trophy.

For Troup, the victory affirmed the benefit of maintaining a positive mindset and he did exactly that during the stepladder finals, as he took down the Professional Bowlers Association Tour's "Big Three" during consecutive matches while doing so with each game having the energy of a championship match.

Before Troup could begin his journey up the stepladder, he had to wait on the first match of the evening between Tackett and 2010 U.S. Open champion Bill O'Neill of Langhorne, Pennsylvania, who was looking to win his second straight major championship after kicking off his 2024 campaign with a win at the season-opening PBA Players Championship in Wichita, Kansas.

O'Neill started the opening match with the first six strikes while Tackett was unable to put his first strike on the board until frame four.

However, Tackett hung tough by putting up strike in frames four through seven while O'Neill opened in the seventh after leaving and missing the 1-2-4-6-10, cracking the door open for Tackett.

Back-to-back 4 pins by Tackett put the ball back in O'Neill's hands, but another washout and open frame by O'Neill in the ninth gave Tackett the opportunity to shut out O'Neill in the 10th frame with a double and good count.

Tackett got the first strike, but a 3-4-6-7-9-10 split on the next shot meant that O'Neill could win the match with a double.

O'Neill struck on the first shot, but a ringing 10-pin on his next delivery ended his bid for a second straight major championship.

With the opening match completed, Troup took to the lanes and battled Tackett in another match that came down to the final frame.

The match was close throughout, and Tackett stepped up for his 10th frame with the opportunity to strike out to force Troup to get the first strike to move on.

After securing the first strike, Tackett's second shot left a 3-6-10, meaning that Troup just needed any mark to move on. His spare of the 6-10 did just that, ending Tackett's chances at becoming the U.S. Open's first repeat champion since United States Bowling Congress and PBA Hall of Famer Dave Husted accomplished the feat in 1995 and 1996.

Troup's next opponent was Belmonte, the PBA Tour's all-time record holder in major championship victories with 15.

Nevertheless, the match didn't produce the drama that the capacity crowd anticipated as Troup never lost control. Belmonte started the game with a 10-pin that he missed and was unable to find a groove, splitting another three times en route to a final score of 157.

Troup, meanwhile, kept things clean and posted 229 to advance to the championship match and move just one game away from winning his first U.S. Open title.

However, with his opponent for that game being Simonsen, who led the 2024 U.S. Open since Round 3 of qualifying, Troup appeared to still have his work cut out for him.

Simonsen entered the match looking to win his sixth major championship and become the youngest to reach that number of majors at only 27 years old.

But similar to the Belmonte-Troup match, Simonsen started the game with two splits and was in a hole early.

Troup, on the other hand, went turkey, spare, spare, turkey through eight frames to take a commanding lead.


Simonsen did his best to mount a comeback, but a 10-pin in the eighth frame all but ended his hopes of capturing his second U.S. Open title – he won the 2022 event, which also was hosted at Royal Pin Woodland.

When the final shots had been thrown, Troup came out on the winning end of a 223-181 decision.

With the win, Troup had finally won a U.S. Open, which is something his father Guppy Troup, who won eight titles of his own on the PBA Tour, was never able to do.

Guppy, who was in the audience to watch Kyle hoist the trophy, had a runner-up finish at the 1984 U.S. Open.

Kyle was happy to be able to claim bragging rights, but he was quick




to point out that it's all in good fun.

This year's field at Royal Pin Woodland was made up of the sport's top performers in recent seasons. It included the leaders on the PBA Tour points list, Team USA and Junior Team members, top performers at USBC events and PBA majors, and those who advanced from an on-site pre-tournament qualifier.

The 2024 U.S. Open was a collaborative effort between the United States Bowling Congress and Bowling Proprietor's Association of America. The total prize fund for the event exceeded \$297,000.





2024 U.S. WOMEN'S OPEN RESULTS

JUNE 11 – 18 | ROYAL PIN WOODLAND INDIANAPOLIS

Entries: 108

FINAL STANDINGS //

1. Sin Li Jane, Malaysia, 226 (one game), \$60,000
2. Diana Zavjalova, Latvia, 405 (two games), \$30,000
3. Breanna Clemmer, Clover, S.C., 675 (three games), \$22,500
4. Stefanie Johnson, McKinney, Texas, 195 (one game), \$17,000
5. Verity Crawley, England, 188 (one game), \$12,000

STEPLADDER RESULTS //

Match 1 – Clemmer def. Crawley, 258-188

Match 2 – Clemmer def. Johnson, 228-195

Semifinal – Zavjalova def., Clemmer, 191-189

Championship – Sin def., Zavjalova, 226-214

226. Zavjalova earned \$30,000 for her runner-up finish.

Before the title match, Breanna Clemmer of Clover, South Carolina, and Zavjalova in the semifinals came down to the final ball.

Clemmer was in the midst of climbing the ladder after taking down England's Verity Crawley in the first match of the stepladder, 258-188, striking on 10 of 12 shots, and knocking out Stefanie Johnson of McKinney, Texas, 228-195, the following match. Crawley earned \$13,000 for her fifth-place finish and Johnson took home \$17,000 for fourth.

Compared to the first two matches, strikes were not coming easy to either Clemmer or Zavjalova, who struck a combined nine of 24 shots thrown. Both competitors also exchanged splits, but Clemmer struck in the seventh, eighth and ninth frames to put herself in position to advance.

Zavjalova ended the match first, going strike, 6-10 and took only the 6 pin off to finish at 191. Clemmer needed at least a mark in the first ball of the 10th, with a strike ending the match.

The first ball for Clemmer left a 4 pin, which she took down with ease, and now needed at least nine pins to move on, or eight to tie.

Disaster struck though.

Clemmer's fill ball went right of her target and left the 2-8-10 split, putting her at 189 and one game short for the chance at her first major title, advancing Zavjalova to face Sin instead. Clemmer earned \$22,000 for her third-place finish.

Sin is now the frontrunner for the PWBA Player of the Year award, leading the tour in wins and points. She can be the first international POY if she continues bowling well at the season-ending Tour Championship week at historic Thunderbowl Lanes in Detroit.

All 108 competitors at the 2024 U.S. Women's Open bowled 24 qualifying games over three days to determine the 36 players advancing to Round 4. After eight additional games, the field was cut to the top 24 bowlers for round-robin match play.

The five finalists were determined by total pinfall, including bonus pins, for 56 games.

Sin Li Jane was not going to miss her opportunity to win her first major championship.

Absent from the Professional Women's Bowling Association Tour for three seasons before the start of the 2024 season, Sin, of Malaysia, took down Latvia's Diana Zavjalova, 226-214, winning her first major title and third PWBA Tour title of the season at Royal Pin Woodland in Indianapolis.

For Sin, winning the U.S. Women's Open helped wash away the memory of just missing the telecast at the United States Bowling Congress Queens in Green Bay, Wisconsin, after she lost the second-to-last match in the Winners Bracket for the No. 1 seed and was the low score out in the Contenders Bracket to finish in sixth.

Sin used a clean 226 game to win a close title match and earn the coveted green jacket, iconic eagle trophy and the \$60,000 top prize.

Sin only missed the pocket one time in the title match, and that was in the first frame where she left the 2 pin and converted it. After another single pin conversion, Sin threw three strikes in a row heading into the sixth frame.


Zavjalova avoided getting behind early after making the 2-7-8 split and kept pace with Sin until she missed right in the sixth frame and left the 2-4-10 split, which she was unable to convert.

That did not deter Zavjalova, as she threw her the next four in a row to apply pressure, before going light and leaving her own 2 pin, spare, to finish at 214. If Zavjalova had struck out, she would have had 225 and forced Sin to get all three strikes in the 10th frame.

Now all Sin needed was nine pins to win, which is exactly what she did before sparing the 3 pin and striking to claim the victory with a



2024 TEAM USA WOMEN



2024 TEAM USA MEN

red, white and blue as the 19-year-old right-hander brought home the women's silver medal. Street recorded an 11th-place finish for the Junior Team USA men.

Six months later, eight Junior Team USA bowlers competed at the 2024 International Bowling Federation World Youth Championships in Incheon, Korea, which was contested at Incheon's Fiesta Bowling Center from July 9-18.

During their 10-day stint in Korea, bowlers from the American contingent collected a total of nine medals across four events – men's team, women's singles and men's and women's doubles.

Jacob Bockstie of Nottingham Maryland, Brandon Bohn of Jackson, New Jersey, and Annalise OBryant of Ball Ground, Georgia, brought home two medals apiece with Bockstie and Bohn collecting two silvers (men's team and men's doubles) and OBryant laying claim to a silver and a bronze (women's doubles and women's singles).

Katelyn Abigania of San Diego (women's doubles), Zach Andresen of Princeton, Minnesota (men's team), and Braden Mallasch of Waupaca, Wisconsin (men's team), each earned a silver medal of their own.

Gianna Brandolino of Channahon, Illinois, and Jillian Martin of Stow, Ohio, also represented Junior Team USA in Incheon, but neither reached the podium at this year's tournament.

Members of the adult team got their chance one month later when the 2024 PANAM Bowling Adult, Senior and Super Senior Championships were held at the National Bowling Stadium in Reno, Nevada, from Aug. 19-24.

Just as their Junior Team USA counterparts had in Korea, the 20 athletes who represented Team USA at the Taj Mahal of Tenpins put their best feet forward, collecting a total of 26 medals across five days of competition – 15 gold, seven silver and four bronze.

The PANAM Bowling Adult, Senior and Super Senior Championships featured Adult (Elite), Senior (age 50 and over) and Super Senior (age 60 and over) classifications for both men and women. Competition included singles, doubles, mixed doubles (Super Senior only), trios (Elite and Senior only) and team disciplines.

The six-player contingent representing the women's team included Breanna Clemmer of Clover, South Carolina; Hope Gramly of Aubrey, Texas; Shannon Pluhowsky of Dayton, Ohio; Lauren Russo of Ballwin, Missouri, Elliott and Martin.

Packy Hanrahan of Wichita, Kansas; AJ Johnson of Kenosha, Wisconsin; Jake Peters of Henderson, Nevada; Spencer Robarge of Springfield, Missouri; Salinas and Tang comprised the men's elite team.

The 2024 event marked the first PANAM Bowling event for Team USA in the Senior classification since 2018 in Calgary, Alberta, Canada.

The women's team in Reno was represented by Dana Ausec of Colorado Springs, Colorado; Liz Johnson of Niagara Falls, New York; Kathy Ledford of Boise, Idaho; and Jodi Woessner of Oregon, Ohio.

Tom Adcock of Forsyth, Illinois; Steve Badovinac of Littleton, Colorado; John Janawicz of Winter Haven, Florida; and Dan Knowlton of Dade City,

All United States Bowling Congress members have the opportunity to represent their country in international competition as members of Team USA or Junior Team USA.

As has become tradition, the year kicked off with the 2024 USBC Team USA Trials and U.S. National Amateur Bowling Championships at Gold Coast Bowling Center in Las Vegas. The events concluded with the introduction of Team USA and Junior Team for 2024. The Junior Team USA rosters also included those who qualified for the team through the Junior Gold Championships and the inaugural U22 Masters and Queens.

Shannon Pluhowsky of Dayton, Ohio, and Darren Tang of Las Vegas claimed spots by winning their respective divisions during Team USA Trials competition, which consisted of 30 games bowled over the course of five days across five challenging oil patterns.

Pluhowsky, a 24-time Team USA member and four-time titlist on the Professional Women's Bowling Association Tour, averaged 220.5 per game for the week and finished in the top 20 in the 153-player women's field during all five qualifying rounds.

Tang averaged 231.3 and collected three top-five daily finishes and a sixth-place effort enroute to topping the 173-player men's field.


Crystal Elliott of Palm Bay, Florida, and Julian Salinas of Richmond, Texas, also earned titles as they left Las Vegas with the 2024 National Amateur Bowling Championships crowns.

With the rosters for Team USA and Junior Team USA finalized for 2024, it was time for the program's talented bowlers to get down to business and hit the lanes for some competition.

Jenna Stretch of Auburn Township, Ohio, and Carter Street of Dublin, Ohio, were the first Americans to experience international competition in 2024 as the duo represented Junior Team USA at the 2024 International Bowling Federation Youth World Cup in Lima, Peru, from Jan. 21-26.

Stretch took full advantage of her first opportunity to bowl for the





Florida, did the heavy lifting for the Senior Team USA men.

The Americans' final international competition of 2024 was held in October at the 2024 PANAM Bowling Champion of Champions in Lima, Peru.

Twelve medals were up for grabs at VIDENA Bowling Center of La Villa Deportiva Nacional (VIDENA) in Lima from Oct. 5-10, four in doubles, four in singles and four in all-events. When the dust settled and the final shots had been thrown, the Team USA quartet of Bryanna Coté of Tucson, Arizona; Matt Russo of Ballwin, Missouri; Chris Via of Springfield, Ohio, and Elliott had managed to secure 10 of those 12.

Russo (men's all-events – gold; men's doubles – silver; men's singles – bronze) and Via (men's singles – gold; men's doubles – silver; men's all-events – bronze) finished the 2024 Champion of Champions a perfect three for three as both men medaled in all three events in which they competed. Russo

Elliott (women's singles – gold; women's all-events – bronze) and Coté (women's all-events – gold; women's singles – silver) spent ample time up on the podium in Lima as well, collecting two medals apiece to cap off strong individual performances for themselves and another outstanding international competition season for Team USA as a whole.

TEAM USA 2024

MEN
Alexander Glinski, Greensboro, N.C.
Austin Grammar, Hamersville, Ohio
Packy Hanrahan, Wichita, Kan.
AJ Johnson, Oswego, Ill.
Jake Peters, Las Vegas
Kristopher Prather, Romeoville, Ill.
Spencer Robarge, Springfield, Mo.
Matthew Russo, Ballwin, Mo.
Julian Salinas, Richmond, Texas
Darren Tang, Las Vegas
Kyle Troup, Taylorsville, N.C.
Chris Via, Blacklick, Ohio

WOMEN
Brianna Andrew, Grand Rapids, Mich.
Julia Bond, Lincoln, Neb.
Breanna Clemmer, Clover, S.C.
Bryanna Coté, Tucson, Ariz.
Crystal Elliott, Palm Bay, Fla.
Ashly Galante, Palm Harbor, Fla.
Hope Gramly, Aubrey, Texas
Jillian Martin, Stow, Ohio
Danielle McEwan, Stony Point, N.Y.
Shannon Pluhowsky, Dayton, Ohio
Lauren Russo, Ballwin, Mo.
Stephanie Zavala, Downey, Calif.

JUNIOR TEAM USA 2024

BOYS
Zach Andresen, Princeton, Minn.
Garrett Andrus, Austin, Texas
Jacob Bockstie, Nottingham, Md.
Brandon Bohn, Jackson, N.J.
Justin Bohn, Jackson, N.J.
Connor Breman, Greer, S.C.
Aidan Furukawa, Sunbury, Ohio
Bobby Habetler, Park Ridge, Ill.
Josh Hammons, Topeka, Kan.
Traeten Henrichsmeyer, Eau Claire, Wis.
Christian Liquori, Merritt Island, Fla.
Braden Mallasch, Waupaca, Wis.
Andrew Robitaille, Pittsfield, Mass.
Julian Salinas, Richmond, Texas
Brendan Salo, Dayton, Ohio
Nathan Smith, Noblesville, Ind.
Ryan Speer, Beech Grove, Ind.
Carter Street, Dublin, Ohio

GIRLS
Katelyn Abigania, San Diego
Kaylee Back, Derby, Kan.
Brystal Beyer, Ogdensburg, Wis.
Gianna Brandolino, Channahon, Ill.
Karina Capron, Fremont, Neb.
Avery Domaguin, San Diego
Jaelle Hamman, Jarell, Texas
Erin Klemencic, Powder Springs, Ga.
Jillian Martin, Stow, Ohio
Annalise OBryant, Ball Ground, Ga.
Brianna Rogers, Florence, S.C.
Abigail Starkey, Schaumburg, Ill.
Mia Stolkis, Worcester, Mass.
Jenna Stretch, Auburn Township, Ohio
Kaitlyn Stull, Raleigh, N.C.
Elizabeth Teuber, Holly, Mich.
Victoria Varano, Stony Point, N.Y.
Ashlyn Woods, Santa Rosa, Calif.

DEVELOPMENTAL PROGRAM JUNIOR TEAM USA 2024

BOYS
Dylan Hamden, Shelby Township, Mich.
Braden McDonough, Coppell, Texas
Matteo Quintero, Smyrna, Tenn.
Ernesto Reynoso, Folsom, Calif.

GIRLS
Malayna Calo, Riverview, Fla.
Bella Castillo, Odessa, Texas
Macy Jones, Shobonier, Ill.
Larielle Tharps, Orlando, Fla.

PARA TEAM USA 2024

No para team was fielded in 2024 due to a lack of suitable competition opportunities.

2024 USBC TEAM USA TRIALS

JAN. 3 – 7 | GOLD COAST BOWLING CENTER
LAS VEGAS

MEN

(Position, name, hometown, total points. Points based on finishing position in each round.)

- 1, Darren Tang, Las Vegas, 51
- 2, Austin Grammar, Lake Wales, Fla., 88
- 3, Julian Salinas, Richmond, Texas, 116
- 4, Alexander Glinski, Greensboro, N.C., 117
- 5, Kristopher Prather, Romeoville, Ill., 129
- 6, Jacob Bockstie, Nottingham, Md., 130
- 7, Traeten Henrichsmeyer, Eau Claire, Wis., 134
- 8, Christopher Via, Blacklick, Ohio, 148
- 9, Matthew Russo, Ballwin, Mo., 157
- 10, Chad Lusche, Henderson, Nev., 167

WOMEN

(Position, name, hometown, total points. Points based on finishing position in each round.)

1. Breanna Clemmer, Clover, S.C., 32
2. Jordan Richard, Tipton, Mich., 54
3. Jillian Martin, Stow, Ohio, 54
4. Olivia Farwell, Elizabethtown, Pa., 84
5. Bryanna Cote, Tucson, Ariz., 99
6. Mary Orf, St. Louis, 99
7. Katelyn Abigania, San Diego, 100
8. Lauren Pate, Ballwin, Mo., 107
9. Mabel Cummins, Hermitage, Tenn., 118
10. Rebecca Hagerman, Loves Park, Ill., 118

2024 U.S. NATIONAL AMATEUR

JAN. 3-7 | GOLD COAST BOWLING CENTER, LAS VEGAS

(To be eligible for the U.S. Amateur, a bowler must not hold or have held a professional membership (PBA or PWBA) in 2023. Also, anyone who has won a professional title (regional, national or senior) as a professional was not eligible to compete as an amateur. The top three amateurs in each division advanced to the stepladder finals.)

MEN

SEMIFINAL: Julian Salinas, Richmond, Texas, def. Jacob Bockstie, Nottingham, Md., 258-210.

CHAMPIONSHIP: Salinas def. Austin Grammar, Lake Wales, Fla., 234-190.

WOMEN

SEMIFINAL: Crystal Elliott, Palm Bay, Fla., def. Kayla Verstraete, Loves Park, Ill., 208-157.

CHAMPIONSHIP: Elliott def. Gianna Brandolino, Channahon, Ill., 175-152.

2024 INTERNATIONAL BOWLING FEDERATION YOUTH WORLD CUP

VIDENA BOWLING CENTER OF LA VILLA DEPORTIVA NACIONAL (VIDENA), LIMA, PERU

MEN

SINGLES: No U.S. medals

WOMEN

SINGLES: Jenna Stretch, silver





2024 INTERNATIONAL BOWLING FEDERATION WORLD YOUTH CHAMPIONSHIPS //

JULY 9 – 18 | FIESTA BOWLING CENTER INCHEON, KOREA

MEN

SINGLES: No U.S. medals

DOUBLES: Jacob Bockstie & Brandon Bohn, silver

TEAM: Zach Andresen, Jacob Bockstie, Brandon Bohn & Braden Mallasch, silver

MIXED TEAM: No U.S. medals

WOMEN

SINGLES: Annalise OBryant, bronze.

DOUBLES: Katelyn Abigania & Annalise OBryant, silver

TEAM: No U.S. medals

MIXED TEAM: No U.S. medals

Members of the adult team got their chance one month later when the 2024 PANAM Bowling Adult, Senior and Super Senior Championships were held at the National Bowling Stadium in Reno, Nevada, from Aug. 19-24.

2024 PANAM BOWLING ADULT, SENIOR AND SUPER SENIOR CHAMPIONSHIPS //

AUG. 19 – 24 | NATIONAL BOWLING STADIUM RENO, NEV.

MEN

ELITE SINGLES: Packy Hanrahan, gold

SENIOR SINGLES: Dan Knowlton, gold; Tom Adcock, silver; John Janawicz, bronze

ELITE DOUBLES: Packy Hanrahan & Spencer Robarge, gold

SENIOR DOUBLES: Tom Adcock & Dan Knowlton, bronze

ELITE TRIOS: Packy Hanrahan, Spencer Robarge & Julian Salinas, silver

SENIOR TRIOS: Tom Adcock, Dan Knowlton & John Janawicz, gold

ELITE TEAM: Packy Hanrahan, AJ Johnson, Jake Peters, Spencer Robarge, Julian Salinas & Darren Tang, gold

SENIOR TEAM: John Janawicz, Tom Adcock, Steve Badovinac & Dan Knowlton, gold

ELITE ALL EVENTS: Packy Hanrahan & Spencer Robarge, gold

SENIOR ALL EVENTS: John Janawicz, gold

WOMEN

ELITE SINGLES: No U.S. medal

SENIOR SINGLES: Jodi Woessner, gold; Liz Johnson, silver

ELITE DOUBLES: Breanna Clemmer & Crystal Elliott, silver

SENIOR DOUBLES: Dana Ausec & Liz Johnson, gold; Kathy Ledford & Jodi Woessner, silver

ELITE TRIOS: Shannon Pluhowsky, Lauren Russo & Jillian Martin, gold

SENIOR TRIOS: Dana Ausec, Liz Johnson & Jodi Woessner, gold

ELITE TEAM: Lauren Russo, Jillian Martin, Shannon Pluhowsky, Breanna Clemmer, Crystal Elliott, & Hope Gramly, bronze

SENIOR TEAM: Dana Ausec, Kathy Ledford, Liz Johnson & Jodi Woessner, gold

ELITE ALL EVENTS: Shannon Pluhowsky, silver

SENIOR ALL EVENTS: Liz Johnson, gold; Jodi Woessner, silver; Dana Ausec, bronze

2024 PANAM BOWLING CHAMPION OF CHAMPIONS //

OCT. 5 – 10 | VIDENA BOWLING CENTER OF LA VILLA DEPORTIVA NACIONAL (VIDENA) LIMA, PERU

MEN

SINGLES: Christopher Via, gold; Matthew Russo, bronze

DOUBLES: Christopher Via & Matthew Russo, silver

ALL EVENTS: Matthew Russo, gold; Christopher Via, bronze

WOMEN

SINGLES: Crystal Elliott, gold; Bryanna Coté, silver

DOUBLES: No U.S. medal

ALL EVENTS: Bryanna Coté, gold; Crystal Elliott, bronze





2024 INTERCOLLEGIATE TEAM AND SINGLES CHAMPIONSHIPS

APRIL 15 – 20 | KINGPIN LANES
LOUISVILLE, KY.

The Webber International men and Wichita State women captured team championships, and Wichita State's Sara Duque and Jaysen Spanbauer of Marian-Wisconsin claimed singles titles at the 2024 Intercollegiate Team and Singles Championships at Kingpin Lanes in the Greater Louisville area.

The championship rounds in the men's and women's divisions in each event were taped for broadcast and will air on CBS Sports Network.

This year marked the 50th edition of the United States Bowling Congress Collegiate team national championship tournament, and the title match between Webber International and Lawrence Tech was undoubtedly one of the most exciting in the event's history.

Webber came in looking for its third men's ITC title while Lawrence Tech was hoping to break through and collect the first in program history.

Much to the delight of the capacity crowd feverishly supporting both teams, the match was action packed throughout with neither team, nor fan base, willing to give an inch.

Webber International got on the board first, closing Game 1 with a five bagger to top Lawrence Tech by a score of 213-180 and take a 1-0 lead as the green-and-gold clad Warrior faithful serenaded the team with chants of "GO WEBBER, WEBBER, GO WEBBER, GO WEBBER, GO!"

But Lawrence Tech wasn't intimidated, and as its fans loudly asked "WHO ARE YOU," the Blue Devils declared "LTU" over and over again as they bested Webber International 224-195 during Game 2 and 235-176 in Game 3 to take a 2-1 lead and put themselves just one win away from securing their first ever ITC title.

As the two teams approached the end of Game 4, it looked as if Lawrence Tech was going to get it too after Webber suffered an open in the seventh frame and appeared to be on the verge of another in the eighth after leaving a 1-2-10 washout.

However, Webber's Nick Larsen had other ideas.

He was put into the lineup to convert the spare, and convert it he did, sending the head pin to the side wall and catching just enough of the 10 pin to send it toppling over to successfully fill the frame.

Riding the momentum of Larsen's clutch conversion, Webber's Brett Lloyd delivered a strike in the ninth, and Brandon Bohn added one of his own on the first ball in the 10th to give the Warriors a 210-199 victory and extend the match to a winner-take-all fifth game.

Webber took the early lead during the deciding game, starting double, spare, double, spare while Lawrence Tech managed just two strikes

during that same span.

The tide turned shortly thereafter though as a Webber open in the seventh combined with a clutch turkey from Lawrence Tech in frames seven, eight and nine put the Blue Devils back in the driver's seat once again.

Webber rebounded with strikes from Charles Bostic in the eighth and Bohn in the ninth to keep things close, but Lawrence Tech still controlled its own destiny. If it could produce a double and eight in the 10th frame, the match would be over before Lloyd ever stepped for the Warriors' final frame.

That double never came, however; instead, the Blue Devils were left to contend with a 1-3-7 washout, which they were unable to convert.

With Lawrence Tech in with a score of 203, Lloyd's task was crystal clear. If he could deliver a mark, the 2024 ITC men's title would belong to Webber International.

Given just how many times Lloyd and the Warriors managed to come through under pressure throughout this year's tournament, it came as little surprise when Lloyd delivered a picture-perfect strike to win the game (224-203), the match (3-2) and the program's third men's national title.

Fittingly, Lloyd was named to the 2024 ITC men's all-tournament team and was selected as the event's MVP.

The fact that Lloyd was in the anchor position with the national title on the line during Game 5 was noteworthy because he had actually occupied the No. 4 position in the Webber lineup during Games 1-4 in the final match.

Nevertheless, the Webber coaching staff opted to make the switch heading into the deciding game, and the rest is history.

The 2024 Webber International championship team included Bennett, Bohn, Bostic, Austin Grammar, Larsen, Lloyd, Aaron Reingold and Wolstenholme.

In addition to Lloyd, the men's all-tournament team featured Bohn, Wichita State's Spencer Robarge, Indiana Tech's Alex Horton and Cayleb Carey of Lawrence Tech.

The Chris Stoehr Sportsmanship award in the men's division went to Julian Salinas of Savannah College of Art and Design-Savannah.

In the women's title match, Wichita State anchor bowler Mary Orf was clutch early on, delivering a double in the 10th frame of Game 1 and a turkey to close Game 2 to help the Shockers jump out to a 2-0 lead by scores of 200-186 and 191-173.

However, Jacksonville State was not about to back down, so, showing the grit that led the squad to victory at the NCAA's 2024 National Collegiate Women's Bowling Championship just one week earlier, the Gamecocks dug in and fought back.

They put up a four-bagger in frames five through eight to grind out a 224-215 victory in Game 3, and they used another during the sixth-



through-ninth frames to erase the sting of three early opens and rally for a 200-176 match-tying win in Game 4.

After having won two games in a row, it appeared as if maybe the momentum had shifted in Jacksonville State's direction heading into the deciding game.

But that notion was dispelled quickly as after both teams began the fifth game with open frames, Wichita State rattled off nine strikes in a row.

Jacksonville State stayed locked in on the pocket as well, but the pins wouldn't cooperate as the Gamecocks doubled twice and managed just five strikes total in a 264-199 loss that sent the Helmer Cup home with Wichita State for a record 11th time courtesy of a 3-2 victory.

Wichita State Head Coach Holly Harris noted it was especially gratifying for her to watch this squad add to Wichita State's legacy of success and bring home the crown during the 50th edition of USBC Collegiate's national championship tournament.

Wichita State's 2024 championship team featured Sara Duque, Brooklyn Gagnon, Aleesha Oden, Orf, Piper Reams, Paige Wagner and Ashtyn Woods.

Orf was named to the all-tournament team and was the women's division's most valuable player. Joining Orf with all-tournament honors were Mount Mercy's Megan Kolberg, Lara Kurt of Savannah College of Art and Design-Savannah, Jacksonville State's Crystal Elliott and Allie Leiendecker of Louisiana Tech.

The Chris Stoehr Sportsmanship award in the women's division went to Maya Avilez of North Carolina A&T.

On some level, it could be argued that Wichita State's Duque wasn't such a great sport. Not because she behaved inappropriately in any way, but because she was a bit greedy when it came to taking home trophies.

That's because just a couple hours after she helped the Shockers capture the 2024 ITC women's title, Duque took down Lindenwood's Hailey Bozych, 234-167, to bring this year's ISC women's crown back to Wichita as well.

Duque jumped ahead early during the title match and never looked back, using a turkey and two Bozych opens to take a 47-pin lead after six frames.

Bozych did her best to hang in there, but it was to no avail as Duque was simply too much. When the Wichita State right-hander struck in the ninth frame, the match was officially over, and the national title was hers.

Another special aspect of Duque's victory was that it marked the second consecutive year that a Wichita State bowler brought home the ISC women's title as Wagner brought home the crown in 2023.

Duque punched her ticket to the women's title match by topping Vanderbilt's Natalie Kent by a score of 219-170 during Semifinal No. 1.

In the other women's semifinal, Bozych used a four-bagger in frames six through nine to get past top seed Crystal Elliott of Jacksonville State, 212-183.

But several hours before the ladies took to the lanes, the men kicked off the slate of collegiate bowling action at Kingpin Lanes, and they did so in fine fashion as the men's ISC TV show was entertaining from start to finish with all three matches coming down to the 10th frame.

and 10th frames to post a score of 234, which forced Hastings College left-hander Carstin Olson to get the first strike during his final frame to win.

Olson was unable to deliver the strike he needed, however, as his ball got left of target early and then over-hooked, going through the face and leaving the 2-4. He would convert the spare, but he still came up on the short end of a 234-227 final score.

With the victory, Mallasch advanced to the title match where he would face the winner of Semifinal No. 2, which featured Spanbauer and Mallasch's Wichita State teammate Ryan Barnes.

Spanbauer and Barnes put on quite a show, combining to strike on 19 of 23 deliveries during their semifinal match.

Nevertheless, someone had to win, and someone had to lose, and it was Spanbauer who came out on top, 259-253, after Barnes' second ball in the 10th frame left a ringing 10 pin.

With one Shocker out of the way, Spanbauer headed to the title match looking to dispatch the other.

He appeared to be well on his way to doing just that during the early stages of the match as he opened the bout with a six-bagger to quickly establish a 41-pin lead.

But that's when things got interesting.

Spanbauer's seventh shot went high, leaving the 3-10 baby split, which he failed to convert, leaving the 3 pin behind.

He recovered by delivering a dramatic messenger strike in the eighth frame, sending the head pin to the side wall and then bouncing across the lane to aggressively take down the 10 pin.

That strike, combined with a ringing 10 pin in the eighth for Mallasch, made Spanbauer's path to victory quite clear: If he could stay clean during the ninth and 10th frames, he would be the 2024 men's ISC national champion.

But just as it did two frames earlier, Spanbauer's ball went high again during the ninth frame, leaving a 4-10 split that put him in danger of opening for the second time in three frames and opening the door back up for Mallasch.

Content to just get good pin count, Spanbauer's attempt at the conversion covered most of the 4 pin, making it clear that the pin would not slide over to take out the 10.

But he didn't need it to as instead of sliding over, the 4 pin deflected off the curtain and came back toward the pin deck to trip the 10 pin from behind, resulting in an improbable split conversion that made the crowd go wild and put Spanbauer right back on the verge of victory.

He wasn't about to let the opportunity slip away. Needing a mark in the 10th to win, Spanbauer delivered a strike on his first shot to officially lock up the match and men's singles national title.

When the final pins had fallen, Spanbauer had defeated Mallasch 236-205 and collected a victory that he could hardly put into words.

All qualifying and match-play rounds held prior to the CBS Sports Network televised finals were broadcast on BowlTV.com.

Teams and individuals competing at Kingpin Lanes this week earned their spots at the ITC and ISC through four sectional qualifiers held throughout the country.

In the opener, Wichita State's Braden Mallasch struck out in the ninth





2024 INTERCOLLEGIATE TEAM CHAMPIONSHIPS

KINGPIN LANES, LOUISVILLE, KY.

MEN'S CHAMPIONSHIP //

Webber International def. Lawrence Tech, 3-2 (213-180; 195-224; 176-235; 210-199; 224-203).

WOMEN'S CHAMPIONSHIP //

Wichita State def. Jacksonville State, 3-2 (200-186; 191-173; 215-224; 176-200; 264-199).

MEN'S ALL-TOURNAMENT TEAM //

Brett Lloyd, Webber International (Most Valuable Player)
Brandon Bohn, Webber International
Cayleb Carey, Lawrence Tech
Alex Horton, Indiana Tech
Spencer Robarge, Wichita State

WOMEN'S ALL-TOURNAMENT TEAM //

Mary Orf, Wichita State (Most Valuable Player)
Crystal Elliott, Jacksonville State
Megan Kolberg, Mount Mercy
Lara Kurt, Savannah College of Art and Design-Savannah
Allie Leiendoeker, Louisiana Tech

2024 INTERCOLLEGIATE SINGLES CHAMPIONSHIPS

KINGPIN LANES, LOUISVILLE, KY.

MEN'S SEMIFINALS //

Braden Mallasch, Wichita State def. Carstin Olson, Hastings, 234-227.
Jaysen Spanbauer, Marian-Wisconsin def. Ryan Barnes, Wichita State, 259-253.

MEN'S FINAL //

Spanbauer def. Mallasch, 236-205.

WOMEN'S SEMIFINALS //

Sara Duque, Wichita State def. Natalie Kent, Vanderbilt, 219-170.
Hailey Bozych, Lindenwood def. Crystal Elliott, Jacksonville State, 212-183.

WOMEN'S FINAL //

Duque def. Bozych, 234-167.





2024 USBC U22 MASTERS AND QUEENS

MAY 24 – 27 | SUPER BOWL, CANTON, MICH.
AND THUNDERBOWL LANES, ALLEN PARK, MICH.

U22 Masters Entries: 151 U22 Queens Entries: 76

U22 MASTERS - FINAL STANDINGS //

1. Brandon Bohn, Jackson, N.J., 599 (three games), \$3,000
2. Bryce Oliver, Cuyahoga Falls, Ohio, 321 (two games), \$2,200
3. Dale Horstmann, Yorkville, Ill., 165 (one game), \$1,800

STEPLADDER RESULTS //

Semifinal – Bohn def. Horstmann, 207-165

Championship – Bohn def. Oliver, 195-160; 197-161

U22 QUEENS - FINAL STANDINGS //

1. Dannielle Henderson, Jacksonville, Ala., 630 (three games), \$3,000
2. Morgan LiCausi, Crest Hill, Ill., 365 (two games), \$2,200
3. Hope Bunk, Billings, Mont., 125 (one game), \$1,800

STEPLADDER RESULTS //

Semifinal – Henderson def. Bunk, 177-125

Championship – Henderson def. LiCausi, 233-175; 220-190

The first champions in United States Bowling Congress U22 Masters and U22 Queens history were crowned at Strobl Arena inside Thunderbowl Lanes in Allen Park, Michigan.

When the dust settled, Dannielle Henderson of Jacksonville, Alabama, emerged as the inaugural U22 Queens champion, while Brandon Bohn of Jackson, New Jersey, became the first bowler to win a U22 Masters title.

The fact that Henderson walked away with the U22 Queens title on almost seemed fitting; after all, the powerful two-hander was dominant throughout much of the event, leading the 76-player field at the end of 14 games of qualifying and authoring the tournament's highest game with a 289.

However, despite all that success, Henderson entered Monday's stepladder as the No. 3 seed. That's because she was defeated during match play by eventual top seed Morgan LiCausi of Crest Hill, Illinois.

That meant that if Henderson was going to leave Strobl Arena as the 2024 U22 Queens champion, she'd not only have to take down No. 2 seed Hope Bunk of Billings, Montana, but she'd also have to exact revenge by beating LiCausi not once, but twice. That's because LiCausi entered the stepladder finals as the tournament's only undefeated player.

The task may have seemed daunting to some, but once the lights

came on, Henderson made it look easy.

She started her afternoon with a 177-125 victory over Bunk, who never appeared to get comfortable on the championship pair, suffering five splits and leaving six open frames compared to just one strike.

Henderson left two splits of her own during the opening match, but her five strikes more than made up for them and allowed her to easily advance to the title tilt with LiCausi.

Once there, Henderson only got stronger.

She struck six times in the first eight frames and stayed clean to post a solid 233 during the first game of the championship match.

LiCausi did her best to remain close, recording five strikes of her own during the opener; however, three open frames kept her in chase mode the entire time, and when the final ball had been thrown, Henderson had collected a 233-175 victory to force a deciding game for the 2024 U22 Queens title.

Both players came out of the gate strong during the second game with Henderson starting with a turkey while LiCausi began with a double and spare.

Henderson used a double of her own in the fifth and sixth frames to take a 14-pin lead just past the halfway point, but a 4-6-7-10 split and open frame in the seventh suddenly appeared to swing the door back open for LiCausi.

Unfortunately, the talented left-hander just couldn't walk through as after posting a strike in the sixth frame, LiCausi wouldn't strike again the rest of the match.

Henderson, meanwhile, recovered from the open with a double in the eighth and ninth frames before staying clean in the 10th to secure victory yet again, this time by a final score of 220-190.

The win allowed Henderson to collect the \$3,000 top prize, the championship trophy and the honor of becoming the first U22 Queens champion in history.

LiCausi's runner-up effort earned her \$2,200. Bunk placed third and took home \$1,800.

Once the ladies cleared the lanes, it was time for Bryce Oliver of Cuyahoga Falls, Ohio; Dale Horstmann of Yorkville, Illinois; and Bohn to make their own run at glory during the U22 Masters stepladder finals.

Despite the new cast of characters, that stepladder played out in eerily similar fashion to that of the U22 Queens.

Bohn kicked things off with a 207-165 semifinal win over Horstmann, who started with a double but then wouldn't strike again until the fill ball. In between, he left three splits, which led to a trio of open frames that allowed Bohn to breeze to the win and a berth in the title match.

There, he would face Oliver, a close friend and the only bowler to hand him a loss during match play at this year's U22 Masters.

That meant that, like Henderson, Bohn would have to defeat the top seed twice in order to bring home the tournament title.





Given the scores that Bohn and Oliver put up throughout qualifying and match play, the fans inside Strobl Arena were likely expecting some fireworks during the title match with the two talented left-handers tossing strings of strikes back and forth at one another from start to finish.

What they saw was slightly different.

Bohn started the first game with a double, but he would record eight consecutive spares thereafter before finally striking on the fill ball to post a score of 195.

Most of the time, that wouldn't be nearly enough firepower to hold off a talented player like Oliver; however, as it turned out, it was more than enough during that affair as despite striking four times, Oliver opened three times, including the 10th frame, which allowed Bohn to take Game 1 by a final score of 195-160.

That meant that just as it had during the U22 Queens finals, the U22 Masters championship would come down to one final game.

That contest brought more of the same.

Bohn started with three spares in a row before a Brooklyn strike led to a turkey in frames four, five and six.

Oliver, meanwhile, began with a strike but then left back-to-back high-flush 6-8 splits to immediately fall behind.

The top seed would stay clean during the next six frames, but he was only able to manage a pair of strikes during that stretch, which kept him from erasing the early damage and gaining any serious ground on Bohn.

Therefore, when the final balls had been thrown, Bohn had come out on top by a final score of 197-161 to complete the sweep and bring home the 2024 U22 Masters title and \$3,000 first-place prize.

Some would argue that when it comes to bowling, it's always a great time to be a Bohn as the family's collective bowling resume is the stuff legends are made of.

Nevertheless, despite the family's many accomplishments on the lanes, only Brandon Bohn can lay claim to being the inaugural U22 Masters champion.

Oliver took home \$2,200 for finishing second; Horstmann earned \$1,800 for placing third.

Prize money and titles weren't the only thing at stake during the 2024 U22 Masters and Queens. Additionally, eight spots on Junior Team USA 2025 were up for grabs as well.

Those spots went to the top three age-eligible finishers after qualifying and to each tournament's champion.

As such, the spots available at the U22 Masters went to Michael Anderson II of Olathe, Kansas; Bohn; Brandon Leavitt of Novi, Michigan; and Connor Pula of Evergreen Park, Illinois, while the berths up for grabs at the U22 Queens were earned by Morgan Brunner of Gobles, Michigan; Henderson; Brooke Salzman of Inver Grove Heights, Minnesota; and Jenna Stretch of Auburn Township, Ohio.

All rounds of competition at the U22 Masters and U22 Queens were streamed live exclusively on BowlTV.





2024 JUNIOR GOLD CHAMPIONSHIPS

JULY 12 – 20
DETROIT AREA

More than 3,100 United States Bowling Congress Youth members competed at the 2024 Junior Gold Championships. The competitors, competing in three age divisions (U12, U15 and U18), traveled across eight bowling centers in the Detroit area in hopes of winning a piece of the approximately \$500,000 scholarship fund, making a run at a national title and claiming a spot on Junior Team USA.

This year's champions included Eli Franco of Fishers, Indiana (U12), Elliott Gordon of Columbus, Ohio (U15) and Ernesto Reynoso of Folsom, California (U18), in the boys divisions. On the girls side, Alyssa Randisi of Brooklyn, New York (U12), Bella Castillo of Odessa, Texas (U15) and Karina Capron of Fremont, Nebraska (U18) were victorious.

BowlTV provided livestream coverage of every round of the 2024 event leading up to the stepladder finals in each division. All stepladder finals were taped at Strobl Arena inside historic Thunderbowl Lanes and aired on CBS Sports Network.

U12 GIRLS

No. 1 Randisi, one of the few two-handed bowlers on the girls side of the field, took home the U12 Girls title, defeating No. 3 seed Aliyana Debina-Gasper of Mililani, Hawaii, 198-153.

Randisi led wire to wire and it was only fitting that she was the winner of the U12 Girls division, putting a stamp on an excellent week after years of hard work.

Randisi opened the title match with three strikes in a row while Debina-Gasper had the first two, but Debina-Gasper had three straight splits. Debina-Gasper was unable to make up the ground the rest of the game, as an additional two open frames for her sealed the win for Randisi, who only had one open prior the 10th frame and had a double in frames seven and eight.

Before the title match, Debina-Gasper faced off against No. 2 seed Daisy Newton of Honolulu, Hawaii. Both competitors struggled to start the match, but a key five-bagger for Debina-Gasper put the game out of reach to advance, 213-175.

U12 BOYS

No. 1 seed Franco was able to parlay a big four-bagger in the middle of his match to a Junior Gold title, taking down No. 2 seed Eason Taylor of Chicago in the title match, 205-179.

Franco and Taylor traded opening frames in the second, but both

immediately got back on track with a couple of strikes. Taylor had disaster strike when he opened in frames five and seven while the two-handed Franco stayed clean the rest of the way until the 10th frame, where the match was already decided.

Franco had not previously made it past qualifying in the last two years and put in the extra work to get himself into the position of the No. 1 seed.

Taylor was able to take on Franco after winning a high-scoring match against No. 3 seed Thomas Ault of Brooklyn Park, Minnesota. Both players kept striking, but it was Taylor who prevailed, 268-257, and advanced to take on Franco.

U15 GIRLS

No. 1 seed Castillo prevailed over No. 2 Trishna Desai of Nesconset, New York, 197-157, continuing the streak of two-handers and No. 1 seeds winning 2024 Junior Gold titles to this point.

Neither bowler could find a groove, combining for four strikes, but Castillo stayed clean by converting everything she left as Desai opened three times. Castillo had been practicing her spare shooting before the event and it paid off in a big way in the title match.

Being the top seed can be daunting for some as they have to potentially wait a while before heading to the TV pair, but Castillo wasn't worried about that, instead having the mindset that has she already accomplished so much to this point and to let the pins fall where they may.

She had the highest possible finish, and it made her one of her lifelong dreams come true.

Desai had advanced after taking down the defending U15 Girls champion and No. 2 seed Larielle Tharps of Orlando, Florida, using a clean 191 game to Tharps' 155.

U15 BOYS

Gordon entered the stepladder as the No. 1 seed and prevailed over No. 2 seed Kristofer Wagner, 225-208, leaving two-handers four for four in title matches and Wagner claiming second place in the U15 division for the second straight year.

The two competitors were neck and neck after Gordon started with five strikes in the first six frames and Wagner recovered from a first frame open to keep it close. Wagner's string of strikes ended in the eighth frame after a bad shot went high and converted the 3-6-10 combo, before the ninth frame saw a good shot go light for the 2-8 leave, which he also converted.

Another strike by Gordon in the ninth put the pressure on Wagner, who stepped up in the 10th and went flush pocket for a 4 pin, the match slipping away. After converting the single pin spare and getting six on the fill for 208, Gordon went up and ended the



match with his own single pin spare and count in the fill to finish with 225 and the title.

Gordon never missed the pocket until the fill, crediting his ball selection and shot making to stay in the pocket as well as the added confidence from the No. 1 seed.

This was his last year in U15 but isn't looking too far ahead for the step up into the U18 division, wanting to stay in the moment and enjoy it without putting any big expectations on himself.

Wagner advanced to the title match after defeating No. 3 seed Lincoln Moyer of Merritt Island, Florida, 244-184. That match saw each competitor never miss the pocket, but the pins fell for Wagner, as Moyer had five frames where the back row of pins refused to budge for him.

2025 JUNIOR TEAM USA DEVELOPMENTAL TEAM

The U15 division also served as a qualifier for automatic spots on the 2025 Junior Team USA Developmental Team. In the boys and girls divisions, the top two qualifiers after 26 games of qualifying, the event champion, and the event runner-up earned places on the team.

Based on those criteria, the automatic qualifiers for the 2025 Junior Team USA Developmental Team are as follows:

Girls

*Anna Antony, Farmington, Connecticut (third after qualifying)
Lindsay Greim, Poway, California (second after qualifying)
U15G Runner-up - Trishna Desai, Nesconset, New York
U15G Champion - Bella Castillo, Odessa, Texas

Boys

*Ryan Campbell, Clinton, South Carolina (third after qualifying)
Zachary Mayne, Parma, Ohio (second after qualifying)
U15B Runner-up - Kristofer Wagner, Deland, Florida
U15B Champion - Elliott Gordon, Columbus, Ohio

*Since event champions Castillo and Gordon were also first after qualifying, the next available spots went to Antony and Campbell as the third-place finishers after qualifying

U18 GIRLS

The No. 3 seeded Capron avenged her runner-up finish at last year's Junior Gold to win the U18 Girls title in her final Junior Gold over No. 1 seed Kaitlyn Stull of Raleigh, North Carolina, 204-173.

Capron advanced to the title match after a narrow 192-180 win over No. 3 seed Kayla Starr of Crofton, Maryland. Both bowlers traded strikes early on in the match and open frames in the fifth and seventh, but it was Capron's double after the second open that moved her forward against Stull.

After a single pin spare to open the game, Capron threw three strikes in a row to gain an early lead over Stull, who was using two different balls in the match. Stull was in the pocket but the right lane was not giving her the hits she needed through the first five frames, going high flush for a 4 pin and a weak 10 pin, converting both.

The wheels started to come off for Stull in the sixth frame, who

had a shot go right off her hand for the 1-2-4 combo that she converted, before back to back opens in the seventh and eighth, giving Capron the opportunity to close the door.

Capron promptly did just that, with an open in the ninth not enough to let Stull back in the match, ending with 204 and her second Junior Gold title, previously winning in U12 in 2017.

Not even injury could stop Capron from claiming what she wanted. The silver lining for her was that it made her focus even more on bowling to not think about the nagging pain.

Her runner-up finish last year gave her extra motivation for 2024 to continue to put in the work behind the scenes at practices.

U18 BOYS

Reynoso made his mark after winning the U18 Boys title in Detroit, becoming the first person in Junior Gold history to win back-to-back titles in two different divisions after winning U15 in 2023. He also won in the closest match of all the others, defeating No. 1 seed Ethan Crouse of Lowville, New York, as the No. 3 seed, 206-199, in a match that came down to the final frame.

Before the title match, Reynoso had to beat No. 2 Owen Williams of Tipton, Michigan, to have a shot at history. The two competitors had clean games, but Reynoso's 207 topped Williams' 190 as the left lane started to play a little tricky.

That prompted Reynoso to make a ball change that enabled him to switch up his lines a little, sticking with it even after one shot went light for a baby split that he really liked and put his arms up in the air in confusion.

Reynoso threw the next three strikes in a row and would've continued his striking ways if not for a brutal pocket 7-10 split in the seventh, leaving the door open for Crouse to pull ahead. Crouse was clean to that point, before a missed 10 pin brought new life for Reynoso.

The 2023 U15 Boys champion answered the call, doubling in the eighth and ninth to apply pressure on Crouse, who had a double heading into the second shot of the 10th. But Crouse went light and left the 2-4-5-8 bucket, only getting two of the four pins to finish with 199.

Reynoso clinched the win with a strike in the first ball in the 10th and left Detroit as a back-to-back champion with a 206.

2025 JUNIOR TEAM USA

Six boys and six girls from the U18 division also earned spots on Junior Team USA for 2025 based on their performances this week at the Junior Gold Championships.

Joining Stull and Capron on the girls side is Sydney Bohn of Jackson, New Jersey; Taylor Kretz of Erie, Pennsylvania; Eliana Occhino of Fulton, New York; and Melia Mitskavich of Du Bois, Pennsylvania.

Reynoso, Williams and Crouse will be joined by Chance McLane of Chesapeake Beach, Maryland; Keaton Ostrowski of Rochester, New York; and Nicolas Trentler of Phoenix, Maryland.



2024 JUNIOR GOLD CHAMPIONSHIPS

FINALS AT THUNDERBOWL LANES | ALLEN PARK, MICH.

FINALS

U12 GIRLS

SEMIFINAL: Aliyana Debina-Gasper, Mililani, Hawaii, def. Daisy Newton, Honolulu, Hawaii, 213-175.

FINAL: Alyssa Randisi of Brooklyn, N.Y., def. Debina-Gasper, 198-153.

U12 BOYS

SEMIFINAL: Eason Taylor, Chicago, def. Thomas Ault, Brooklyn Park, Minn., 268-257.

FINAL: Eli Franco, Fishers, Ind., def. Taylor, 205-179.

U15 GIRLS

SEMIFINAL: Trishna Desai, Nesconset, N.Y., def. Larielle Tharps, Orlando, Fla., 191-155.

FINAL: Bella Castillo, Odessa, Texas, def. Desai, 197-157.

U15 BOYS

SEMIFINAL: Kristofer Wagner, Deland, Fla., def. Lincoln Moyer, Merritt Island, Fla., 244-184.

FINAL: Elliott Gordon, Columbus, Ohio, def. Wagner, 225-208.

U18 GIRLS

SEMIFINAL: Karina Capron, Fremont, Neb., def. Kayla Starr, Crofton, Md., 192-180.

FINAL: Capron def. Kaitlyn Stull, Raleigh, N.C., 204-173.

U18 BOYS

SEMIFINAL: Ernesto Reynoso, Folsom, Calif., def. Owen Williams, Tipton, Mich., 207-190.

FINAL: Reynoso def. Ethan Crouse, Lowville, N.Y., 206-199.

JUNIOR TEAM USA SELECTIONS

BOYS

(From U18 Division)

Ernesto Reynoso, Folsom, Calif.

Owen Williams, Tipton, Mich.

Ethan Crouse, Lowville, N.Y.

Chance McLane, Chesapeake Beach, Md.

Keaton Ostrowski, Rochester, N.Y.

Nicolas Trentler, Phoenix, Md.

GIRLS

(From U18 Division):

Karina Capron, Fremont, Neb.

Kaitlyn Stull, Raleigh, N.C.

Sydney Bohn, Jackson, N.J.

Taylor Kretz, Erie, Pa.

Eliana Occhino, Fulton, N.Y.

Melia Mitskavich, DuBois, Pa.

JUNIOR TEAM USA DEVELOPMENTAL PROGRAM

BOYS

Ryan Campbell, Clinton, S.C.

Zachary Mayne, Parma, Ohio

Kristofer Wagner, Deland, Fla.

Elliott Gordon, Columbus, Ohio

GIRLS

Anna Antony, Farmington, Conn.

Lindsay Greim, Poway, Calif.

Trishna Desai, Nesconset, N.Y.

Bella Castillo, Odessa, Texas





2024 USA BOWLING NATIONAL CHAMPIONSHIPS

JULY 10 – 11 | THUNDERBOWL LANES
ALLEN PARK, MICH.

Teams representing the Coastal South and Atlantic East regions earned titles in the 12-and-under and 15-and-under divisions, respectively, at the 2024 USA Bowling National Championships at Thunderbowl Lanes in Allen Park, Michigan.

BowlTV provided live coverage of the qualifying and match play rounds leading up to the finals, which were televised by CBS Sports Network. For the first time in event history, scholarship money was made available with more than \$120,000 awarded in this year's event.

Bowling out of the Coastal South region in U12, Stars and Strikes defeated the South Central region's No Lane No Gain team, in a 3-0 sweep. In U15, it was the Atlantic East region's Gratitude team taking home a 3-1 victory over Ohio's Finest from the Mideast region.

The championship round in each division featured a four-person Baker format with the lead-off bowler bowling the first, fifth and ninth frames, the second bowler bowling the second, sixth and 10th frames, the third bowler bowling frames three and seven, and the fourth bowler bowling frames four and eight.

Bowling for the Coastal South region's Stars and Strikes team in the U12 finals were Nico Candellero, Vincent Cintron, Kristopher Koehler, Presley Raine and Colton Takas. In charge of the team was head coach Ryan Waters.

Comprising the South Central region's No Lane No Gain team were head coach Matt Dorsett, assistant coach Rachel Toney, and athletes Matthew Dorsett (coach's son), Caleb Ebner, Henry Mann, Treavor Mason, Tripp Perkins and Cooper Powell.

Game 1 of the U12 finals saw the Coastal South team, comprised of players all from Florida, overwhelm their South Central region opponent, featuring players all from Texas, 266-172.

Coastal South started the match with a double, then converted a pair of spares, before reeling off seven strikes in a row to put the opening match away.

The situation didn't improve for South Central in Game 2 as the team suffered opens in the first, third and fifth frames. Conversely, Coastal South sandwiched a pair of three-baggers around a spare in the fourth frame and, despite a late four-bagger by South Central, cruised to a 219-188 victory that put them one win from the championship.

Game 3 was a bit closer. Despite open frames in the second and fifth frames, South Central remained within striking distance, aided by a missed single-pin spare by Coastal South in their second frame. A string

of three consecutive strikes in frames six through eight gave South Central some hope, but a foul on the first delivery in the ninth frame, despite the subsequent spare conversion, slowed their momentum.

Coastal South slammed the door with a strike in their ninth frame, followed by a spare and strike in the 10th, that put the icing on a 204-166 win.

It was an outstanding team effort, with Presley Raine and Nico Candellero authoring standout performances. Raine, the only female in the U12 championship match, bowled lead-off in Games 1 and 2 and struck on seven of her eight shots over the three games. Candellero, who bowled anchor in Games 1 and 2, struck on seven of his 11 shots.

In the U15 division, the Atlantic East region's Gratitude team brought just four bowlers to the event, so they didn't have the luxury of any substitutions. The roster for Gratitude featured athletes Matteo Quintero (2021 U12 Boys Junior Gold champion), Jackson Veitch, Sebastian Vetter and Jos Weems, and head coach LaShaune Darden.

Bowling for Ohio's Finest out of the Mideast Region were Isaiah Durlinger (2022 U12 Boys Junior Gold champion), brothers Elliott and Miles Gordon, Baylie Massingill (2021 U12 Girls Junior Gold champion) and Andrew Parker, with Andrew's dad Andy serving as the head coach.

The U15 title tilt found each team struggling to figure out the left lane (Lane 9). In Game 1, it was the Mideast team on the left lane where they suffered a pair of open frames and struck on five shots, but never were able to throw consecutive strikes.

Atlantic East converted single-pin spares in the first, fourth and sixth frames and struck on every other shot (including a closing six-bagger) for a convincing 249-172 Game 1 win.

In Game 2, it was Atlantic East's turn on the left lane and their fortunes were similar to those of Mideast in Game 1. Atlantic East suffered splits in three of their first five frames and couldn't convert any of them. Another open frame in the third after a failed 3-6-10 conversion put them at a serious disadvantage through five frames.

Mideast never let them back in the match, striking in seven of their first eight frames on their way to an easy 232-169 win that evened the match, 1-1.

Game 3 saw Mideast put together a much better performance on the left lane, but an unexpected foul by Elliott Gordon on his spare attempt of the 7 pin in the second frame impacted the match. It was the only non-strike in the first seven frames for Mideast.

Atlantic East had an open frame after a split in the first, converted a single-pin spare in the second, then rattled off four consecutive strikes, before converting another single-pin spare in the seventh to keep the match close.

Mideast converted spares in the eighth and ninth frames and



struck on their first shot in the 10th before ending the match with a 4-10 split that was not converted. Strikes in the eighth, ninth and on the first shot in the 10th sealed Game 3 for Atlantic East, 237-223.

The good news for Atlantic East is that they now led, 2-1, and were one win away from the championship. The bad news was that they were headed back to the left lane, where no team had registered a win.

Coach Darden decided to make a lineup change for Game 4, moving Weems out of the lead-off spot to the No. 4 position, switching him with Quintero.

The results were exactly what they were looking for. Atlantic East started Game 4 with five consecutive strikes and never looked back. Mideast suffered open frames after splits in the second and fifth frames. And, despite an open frame of their own in the seventh frame and only striking once in the final five frames, Atlantic East managed to win the game, 220-189, to earn the championship.

The 2024 USA Bowling National Championships in Detroit featured 14 regions that competed in U12 and 16 in U15. Each team that competed in Detroit earned their spot by winning their regional event.

2024 USA BOWLING NATIONAL CHAMPIONSHIPS

JULY 10 – 11 | THUNDERBOWL LANES
ALLEN PARK, MICH.

U15 DIVISION //

(BEST-OF-FIVE CHAMPIONSHIP MATCH)

Gratitude (Atlantic East Region) def. Ohio's Finest (Mideast Region), 3-1 (249-172; 169-232; 237-223; 220-189).

U12 DIVISION //

(BEST-OF-FIVE CHAMPIONSHIP MATCH)

Stars and Strikes (Coastal South Region) def. No Lane No Gain (South Central Region), 3-0 (266-172; 219-188; 204-166).





2024 BOWLING.COM YOUTH OPEN CHAMPIONSHIPS

JULY 10 – 28 | STERLING LANES
STERLING HEIGHTS, MICHIGAN

The winners in each of the four age-based divisions at the 2024 Bowling.com Youth Open Championships have been determined by the International Bowling Campus Youth Development team.

The 2024 Youth Open Championships, a non-qualifying tournament open to all United States Bowling Congress Youth members, was contested at Sterling Lanes in Sterling Heights, Michigan, from July 10-28.

Bowlers in the four age-based divisions (10-and-under, 12-and-under, 15-and-under and 18-and-under) earned more than \$95,000 in scholarship prizes and won national titles in team, doubles, singles and all-events.

Each event featured a scratch and optional handicap division with 186 teams and 897 bowlers participating in this year's tournament.

This year's tournament featured 20 players winning at least two titles, highlighted by Olivia Titus of St. Charles, Missouri (12-and-under division), and Taylor Morgan of Murfreesboro, Tennessee (10-and-under division), who each finished first in four events. For Morgan, it marked the third consecutive year that she had walked away with at least two titles at the event.

Brennan Brandel of Saginaw, Michigan, was impressive in his own right, emerging from this year's tournament with three titles (U12 Scratch Team, U12 Doubles and U12 Boys Scratch All-Events).

The other bowlers winning multiple events this year were as follows: Eliana Occhino of Fulton, New York (U18 Girls Scratch Doubles and U18 Girls Scratch All-Events), Michigan's Landin Watkins and Liam Pfeiffer (U15 Handicap Team and U15 Handicap Doubles), Miles Gordon of Columbus, Ohio (U15 Scratch Doubles and U15 Boys Scratch All-Events), Jacob Vasquez of Chandler, Arizona (U15 Boys Handicap Singles and U15 Boys Handicap All-Events), Treavor Mason of Mabank, Texas (U12 Scratch Team and U12 Scratch Doubles), Georgia's Lillian Lovett and Jade Campbell (U12 Handicap Team and U10 Girls Handicap Doubles), Georgia's Nyla Lewis and Kate Luke (U12 Handicap Team and U12 Girls Handicap Doubles), Christian Forry of Fairfield, Connecticut (U12 Handicap Doubles and U10 Boys Handicap All-Events), Lawson McFalls of Pataskala, Ohio (U12 Boys Handicap Singles and U12 Boys Handicap All-Events), New Jersey's Ellie Kate Murray (U10 Scratch Team and U10 Girls Scratch Doubles), New Jersey's Josh Worley and Nolan Randisi (U10

Scratch Team and U10 Boys Scratch Doubles), Layla Garcia of Oak Lawn, Illinois (U10 Handicap Team and U10 Girls Handicap All-Events) and Aaron Cabiness of Columbus, Ohio (U10 Boys Scratch Singles and U10 Boys Scratch All-Events).

Keaton Ostrowski of Rochester, New York, authored the highest all-events score for the tournament with a 2,114 total, averaging 234.89 for his nine-game set.

William Jacobs and Cephus Beatty III of Connecticut rolled the highest doubles set of the tournament with a 1,406 total en route to the U18 Scratch Doubles title.

The U18 Team competition was won by the Florida foursome dubbed We Forgot How to Bowl (Tavaris Pierson, Harcourt Husbands, Bruno Brandao and James Drehoble III), which averaged more than 225 per game as a team for a tournament-high 2,701 total to take home the Scratch title.

2024 BOWLING.COM YOUTH OPEN CHAMPIONSHIPS

JULY 10 – 28 | STERLING LANES
STERLING HEIGHTS, MICHIGAN

U18 CHAMPIONS

TEAM

SCRATCH: We Forgot How to Bowl (Tavaris Pierson, Harcourt Husbands, Bruno Brandao, James Drehoble III), Fla., 2,701.

HANDICAP: Strikeforce 9 (Stephen Shaw III, Maura Turpin, Nora Smith, Zack Selman), Mich., 2,743.

DOUBLES

SCRATCH: William Jacobs and Cephus Beatty III, Conn., 1,406.

HANDICAP: Jeri Geile and Hunter Elder, Mo., 1,427.

GIRLS SCRATCH: Leyna Kratzer and Eliana Occhino, Pa., 1,299.

GIRLS HANDICAP: Jalissa Ator and Macy Smedley, Iowa, 1,445.

SINGLES

BOYS SCRATCH: Elijah S. Strunk, Lake Orion, Mich., 735.

GIRLS SCRATCH: Annika Svedvik, Allen, Texas, 727.

BOYS HANDICAP: Ayden J. Barnhouse, Homosassa, Fla., 743.

GIRLS HANDICAP: Haley Swindle, Newnan, Ga., 723.

ALL-EVENTS

BOYS SCRATCH: Keaton Ostrowski, Rochester, N.Y., 2,114.

GIRLS SCRATCH: Eliana Occhino, Fulton, N.Y., 1,996.

BOYS HANDICAP: Ryland Prokopec, Columbus, Neb., 2,049.

GIRLS HANDICAP: Adalae Wilamosky, Cleveland, 2,103.





Detroit, MI • July 2024

U15 CHAMPIONS //

TEAM

SCRATCH: Emmanuel's Minions (Anthony Swanson, Rush Steen, Emmanuel Guevara, Dawson Kohl), Iowa, 2,537.

HANDICAP: Motown Muscle (Gavin Tank, Emiliano Contreras-Salazar, Landin Watkins, Liam Pfeiffer), Mich., 2,890.

DOUBLES

SCRATCH: Elliott Gordon and Miles Gordon, Ohio, 1,378.

HANDICAP: Liam Pfeiffer and Landin Watkins, Mich., 1,437.

GIRLS SCRATCH: Sara Augustitus and Sofia DeLuccia, Mich., 1,227.

GIRLS HANDICAP: Haylie Sloniker and Alison Sloniker, Ill., 1,418.

SINGLES

BOYS SCRATCH: Do Hoon Kwan, Vancouver, Wash., 730.

GIRLS SCRATCH: Savannah Portillo, Bellevue, Mich., 671.

BOYS HANDICAP: Jacob N. Vasquez, Chandler, Ariz., 796.

GIRLS HANDICAP: Chloe Craighead, Hedgesville, W. Va., 754.

ALL-EVENTS

BOYS SCRATCH: Miles Gordon, Columbus, Ohio, 2,005.

GIRLS SCRATCH: Jacob N. Vasquez, Chandler, Ariz., 2,351.

BOYS HANDICAP: Lindsay Greim, Poway, Calif., 1,895.

GIRLS HANDICAP: Alia Sharif, Jerome, Ariz., 2,138.

U12 CHAMPIONS //

TEAM

SCRATCH: We BEAT the Lanes (Eason Taylor, Treavor Mason, Brennan Brandel, Alexander Eby), Ill., 2,321.

HANDICAP: Tifton Girls Rule! (Lillian Lovett, Jade Campbell, Nyla Lewis, Kate Luke), Ga., 2,792.

DOUBLES

SCRATCH: Treavor Mason and Brennan Brandel, Texas, 1,287.

HANDICAP: Christian Forry and Christopher Sim, N.J., 1,434.

GIRLS SCRATCH: Abigail Kowalsky and Kalyne Wood, Mich., 991.

GIRLS HANDICAP: Nyla Lewis and Kate Luke, Ga., 1,445.

SINGLES

BOYS SCRATCH: Colton M. Takas, Port Saint Lucie, Fla., 619.

GIRLS SCRATCH: Olivia Titus, St. Charles, Mo., 622.

BOYS HANDICAP: Lawson McFalls, Pataskala, Ohio, 753.

GIRLS HANDICAP: Olivia Titus, St. Charles, Mo., 823.

ALL-EVENTS

BOYS SCRATCH: Brennan Brandel, Saginaw, Mich., 1,886.

GIRLS SCRATCH: Olivia Titus, St. Charles, Mo., 1,695.

BOYS HANDICAP: Lawson McFalls, Pataskala, Ohio, 2,165.

GIRLS HANDICAP: Olivia Titus, St. Charles, Mo., 2,298.

U10 CHAMPIONS //

TEAM

SCRATCH: Tiny But Dangerous (Taylor Morgan, Ellie Kate Murray, Josh Worley, Nolan Randisi), N.J., 1,727.

HANDICAP: Chi-Town Rollers (Ryan Reyes-Louie, Cameron Whitten, Layla Garcia, Alexander Santeliz), Ill., 2,561.

DOUBLES

SCRATCH: Josh Worley and Nolan Randisi, N.J., 1,002.

HANDICAP: Whitley Gliko and Keylee Gliko, Mont., 1,382.

GIRLS SCRATCH: Taylor Morgan and Ellie Kate Murray, N.J., 876.

GIRLS HANDICAP: Jade Campbell and Lillian Lovett, Ga., 1,370.

SINGLES

BOYS SCRATCH: Aaron Cabiness, Columbus, Ohio, 536.

GIRLS SCRATCH: Taylor Morgan, Murfreesboro, Tenn., 457.

BOYS HANDICAP: Alexander Boukis, Gates Mills, Ohio, 760.

GIRLS HANDICAP: Stevie Newton, Honolulu, 729.

ALL-EVENTS

BOYS SCRATCH: Aaron Cabiness, Columbus, Ohio, 1,642.

GIRLS SCRATCH: Taylor Morgan, Murfreesboro, Tenn., 1,296.

BOYS HANDICAP: Christian L. Forry, Fairfield, Conn., 2,105.

GIRLS HANDICAP: Layla Garcia, Oak Lawn, Ill., 2,104.





2024 USBC SENIOR MASTERS

JUNE 2 – 9 | SAM'S TOWN BOWLING CENTER
LAS VEGAS

Entries: 312

FINAL STANDINGS //

1. Jon Rakoski, Estero, Fla., 278 (one game), \$20,000
2. Michael Bailey, Carrollton, Texas, 988 (four games), \$12,000
3. Randy Weiss, Columbia, S.C., 218 (one game), \$9,000
4. John Janawicz, Winter Haven, Fla., 267 (one game), \$7,500
5. Andres Gomez, Davie, Fla., 236 (one game), \$6,000

STEPLADDER RESULTS //

Match 1 – Bailey def. Gomez, 242-236

Match 2 – Bailey def. Janawicz, 277-267

Semifinal – Bailey def. Weiss, 269-218

Championship – Rakoski def. Bailey, 278-200

Jon Rakoski of Estero, Florida, earned his second career senior title and first senior major championship by winning the 2024 United States Bowling Congress Senior Masters at Sam's Town Bowling Center in Las Vegas.

Rakoski, a 52-year-old right-hander, defeated Michael Bailey of Carrollton, Texas, 278-200, to claim his second victory on the Professional Bowlers Association 50 Tour, the \$20,000 first-place check and the moniker of "major champion."

Rakoski, who led the event after the completion of the first squad on the first day of qualifying, ended up in the winner's circle when all was said and done.

Bailey, the lone left-hander in the final five, came into the title match on a hot streak. The 54-year-old qualified for the stepladder finals as the No. 4 seed and promptly rolled games of 242, 277 and 269 (788 series) to win each of his three matches on the way to the title tilt against Rakoski.

Rakoski and Bailey each started the title match with a double, but a couple of splits on the left lane (lane 19) would be Bailey's undoing. In the third frame, he left the 4-6-7-8-10 "Greek Church" split. In the seventh frame, it was the 4-6-7-10 "Big Four" split that resulted in another open frame.

Rakoski followed his opening double with seven more strikes and took a perfect game into the 10th frame. He left a ringing 10 pin on his first shot in the 10th, then got nine on his fill shot to finish at 278.

Rakoski never bowled on the PBA Tour as he had a 30-year career in the banking industry. However, once he retired and turned 50, his wife convinced him to give the PBA 50 Tour a try.

Up until the title match, it was the Michael Bailey show. He survived a pair of 4-6-7-10 splits, one of which he converted, to defeat No. 5

seed Andres Gomez of Davie, Florida, in the opening match of the stepladder. Bailey struck on every shot other than those two splits to post a 242 score. Gomez, finishing last, got up in his 10th frame needing the first strike to earn the win, but he left a 10 pin and finished with 236.

Match 2 featured Bailey against No. 3 seed and defending champion John Janawicz of Winter Haven, Florida. Janawicz was impressive as he struck on every shot except for single-pin spare conversions of the 10 pin in Frames 3 and 4, and on his fill shot, where he got nine. Unfortunately for him, it wasn't enough. Bailey converted a 6 pin for a spare in the first frame, then rattled off nine strikes in a row before leaving a 7-10 split on this second shot in the 10th. His final score of 277 was 10 pins better than Janawicz's 267.

Up next for a Bailey was No. 2 seed Randy Weiss of Columbia, South Carolina. Weiss, who turned 50 in December, was bowling this event for the first time. He started the semifinal match in fine fashion, converting a spare in Frame 1 before putting together five consecutive strikes.

Weiss held a slight lead heading into the seventh frame, but left the 3-4-6-7-9-10 split, which he couldn't convert. Meanwhile, Bailey would strike on 10 of his 12 shots on the way to a 269-218 win that would set up the final match versus Rakoski.

Bailey received \$12,000 for finishing second; Weiss earned \$9,000 for third; Janawicz took home \$7,500 for fourth and Gomez pocketed \$6,000 for fifth.

The 2024 Senior Masters started with 312 players competing in three five-game qualifying blocks to determine the top 64 players in the double-elimination bracket. All bracket matches leading up to the stepladder featured a three-game total-pinfall format.





2024 USBC SENIOR QUEENS

APRIL 12 – 15 | GOLD COAST HOTEL AND CASINO
LAS VEGAS

Entries: 93

FINAL STANDINGS //

1. Kathy Ledford, Boise, Idaho, 684 (three games), \$8,000
2. Dana Ausec, Colorado Springs, Colo., 408 (two games), \$6,200
3. Kristin McEntee, Homewood, Ill., 221 (one game), \$5,000
4. Sharon Powers, Lakewood, Colo., 385 (two games), \$4,000
5. Jill Friis, Canada, 158 (one game), \$3,000

STEPLADDER RESULTS //

Match 1 – Powers def. Friis, 199-158

Match 2 – Ledford def. Powers, 203-186

Semifinal – Ledford def. McEntee, 224-221

Championship – Ledford def. Ausec, 213-206, 247-202

Kathy Ledford of Boise, Idaho, won the 2024 United States Bowling Congress Senior Queens held at Gold Coast Bowling Center in Las Vegas, and did so in thrilling fashion.

She was the final player to advance to the match-play bracket – by one pin – and was the No. 32 seed, but match play can almost feel like a new tournament is underway.

Ledford took advantage of the fresh start and qualified as the No. 3 seed for the stepladder finals, and she had a tough road to make it to the title match. Her first opponent was Sharon Powers of Lakewood, Colorado.

The two bowlers had already faced off against each other in the opening round of match play, where Ledford won over the No. 1 qualifier and sent Powers to the Elimination Bracket. Powers then powered through the Elimination Bracket just to get into the finals as the No. 4 seed, where she took down Jill Friis of Canada in the opening match of the stepladder, 199-158.

The match between Ledford and Powers started off rough for both competitors, as they each opened twice in the first four frames. Ledford recovered by placing four straight strikes on the board in frames five through eight, while Powers was unable to get the 10 pin out and did not roll a double until the final frame. By then, Ledford only needed to mark in the 10th, which she accomplished by striking to put the game away, 203-186.

Waiting in the semifinals was Kristin McEntee of Homewood, Illinois, who managed to stay undefeated until the final match in the Winners Bracket.

The semifinal match proved to be a thrilling one, as neither McEntee or Ledford could pull away from each other.

With McEntee finishing first, she could have shut out Ledford with

a double in the 10th frame. McEntee's first ball of the frame skidded and never made the turn, leaving the bucket, which she converted, and got nine on her final shot for 221, opening the door for Ledford.

Ledford struck on her first delivery in the 10th and spared to move on with 224 to battle the defending champion, Dana Ausec of Colorado Springs, Colorado, for the title.

Ausec was coming off an astounding win for the No. 1 seed, shooting 813 with a 299 in Game 2 of the Winners Bracket final, and she had to be beaten twice in the true double-elimination format.

The finals match continued the trend of close finishes, with Ledford missing a 10 pin in the third frame before throwing four straight strikes. Ausec kept things clean, but she was unable to string strikes like Ledford.

Ledford was the first to finish the 10th frame, leaving a stone 7 pin and converting it before striking on her fill ball to end at 213.

Ausec needed to strike on the first ball of the 10th to seal the victory and win back-to-back USBC Senior Queens titles, but her ball hooked early, leaving the 3-6 combo. She spared and knocked down seven on the fill to end at 206, forcing one final match for the title.

That match proved to be the Kathy Ledford show, as she stayed clean with an early double in the first four frames, while Ausec fell behind with two opens. Ledford would add another five strikes in a row, punctuated by a slow messenger to solidify her win over Ausec and the \$8,000 top prize, 247-202. Ausec earned \$6,200 for the runner-up finish.

In total, Ledford bowled 33 games on her way to the win.

Ledford had previously won regional titles, but this win is at the top for her, putting her with names like Tish Johnson, Lucy Sandelin and Paula Vidad.

The 2024 event started with the field of 93 bowling three five-game qualifying rounds, with the top 32 bowlers after 15 games advancing to the double-elimination match-play bracket.

BowlTV.com livestreamed the 2024 event from Gold Coast, including the stepladder finals.





2024 SUPER SENIOR CLASSIC

MAY 29 – JUNE 2 | SAM'S TOWN BOWLING CENTER
LAS VEGAS

Entries: 204

FINAL STANDINGS //

1. Jack Jurek, Lackawanna, N.Y., 299 (one game), \$8,000
2. Chris Warren, Plano, Texas, 655 (three games), \$6,550
3. Skip Pavone, San Jose, Calif., 215 (one game), \$5,250
4. Lennie Boresch Jr., Kenosha, Wis., 213 (one game), \$4,000

STEPLADDER RESULTS //

Match 1 – Warren def. Boresch, 214-213

Semifinal – Warren def. Pavone, 221-215

Final – Jurek def. Warren, 299-220

Jack Jurek of Lackawanna, New York, left nothing to chance in his return trip to the championship match at the Super Senior Classic, winning the 2024 event by rolling 299 in the finals to secure the title for the top players age 60 and older.

The 61-year-old right-hander posted 11 strikes at Sam's Town Bowling Center in Las Vegas before a 10 pin remained on his final delivery against Chris Warren of Plano, Texas, to record a 299-220 victory and the \$8,000 top prize live on BowlTV. Warren earned \$6,550 for the runner-up finish.

Jurek has been the top seed for the stepladder finals in both of his appearances at the Super Senior Classic, but things did not go his way during the title match in 2023 as St. Louis' John Marsala rolled to a 244-168 victory at Sam's Town.

The championship pair gave Jurek trouble in 2023, and Lanes 19-20 at Sam's Town continued to slow him down early on in his run in 2024. He found the right look on the pair in a 268-247 win in match play against Professional Bowlers Association and United States Bowling Congress Hall of Famer Lennie Boresch Jr. of Kenosha, Wisconsin, but he quickly saw the pair wasn't going to allow him to do the same thing during the stepladder finals.

Jurek, a two-time winner on both the PBA and PBA50 Tour, saw the pins falling his way early in the championship round, and back-to-back hits in the fourth and fifth frames suggested things might be aligning in his favor.

In the fourth, the 8 pin nearly stood on his first delivery before toppling over. In the fifth, the 9 pin was the last to fall.

Although the final score resulted in a 79-pin difference in the title match, Warren kept the pressure on Jurek through the majority of the match. After Jurek stepped off the approach in the ninth frame, Warren

still had a chance to get to 265 after delivering strikes in seven of his first eight frames. Warren's lone miss during that stretch was in the third frame, when he left a 2-8-10 he was unable to convert.

Warren recorded a spare after leaving a 10 pin in the ninth frame, and a split in his final frame assured that the only pressure Jurek would feel during his victory lap was whether or not he could close out the perfect game.

The emotions were high for Jurek after securing the victory, and he has worked hard to keep his game and body ready to compete at the highest levels.

Adding a win at the Super Senior Classic to go along with his runner-up finish from last year shows Jurek it's all been worth it.

Warren, the owner of six PBA Tour titles and winner of the 2018 USBC Senior Masters at Sam's Town, earned his spot in the finals after a pair of hard-fought victories over Skip Pavone of San Jose, California, and Boresch.

In the semifinals against Pavone, Warren bounced back from a slow start through his first four frames. After making a ball change to start the match, Warren opened the first frame and followed with three consecutive spares, including a 3-4-6-7 conversion in the fourth.

Pavone, a 68-year-old left-hander, had started the match with strikes on four of his first five deliveries to build an early advantage, but a missed 7 pin in the sixth frame allowed Warren to start his comeback.

Warren made another ball change in the fifth frame, which resulted in a strike, and he got to the pocket again in the sixth but left a 9-10, which caused the crowd at Sam's Town to buzz in confusion. He converted the spare, however, and delivered strikes in the seventh, eighth and ninth frames to tighten the match.

Pavone stepped up first in the 10th frame needing the first strike for the opportunity to shut out Warren, but a 7 pin remained standing. Pavone converted the spare and got nine on his fill ball, meaning Warren would need a double to advance to the finals.

He rolled the two strikes he needed and got eight pins on his final shot for a 221-215 victory.

In the opening match of the main stepladder, Warren held a two-pin advantage after nine frames over Boresch after both players posted spares in the foundation frame.

Boresch, making his third consecutive appearance in the stepladder finals at the Super Senior Classic after a runner-up finish in 2022 and third-place performance in 2023, started his 10th frame with a strike. His second offering also got to the pocket but left a 7-10. He got one on the spare attempt to finish at 213.

Warren left a 10 pin on his first shot of the 10th frame and covered the spare. He left another 10 pin on his fill ball to record a one-pin victory with 214.

The 2024 Super Senior Classic started with 204 players bowling 12 games of qualifying to determine the top 52 competitors for the





cashers' round.

The advancers bowled six more games, with 18-game totals determining the 12 players for match play.

The match-play finalists were placed into one of two match-play groups. Group A consisted of the qualifiers who placed as an odd seed after the cashers' round (1, 3, 5, 7, 9 and 11), while Group B featured the even seeds (2, 4, 6, 8, 10 and 12).

Each competitor in match play bowled six head-to-head games, including a final position round, and 24-game totals – including 30 bonus pins for each victory – determined the top two seeds for the main stepladder finals.

Jurek earned the top seed by winning Group A with a 5,877 total, while Pavone claimed the No. 2 seed by taking the top spot in Group B with 5,855.

The second-, third- and fourth-place finisher in each match-play group still were in contention to advance to the main stepladder through a group stepladder that took place prior to the main stepladder at Sam's Town.

Boresch and Warren each punched their ticket to the main stepladder as the second-place finisher in their respective groups.

Boresch earned the spot from Group A by defeating Canada's Michael Snow, 235-214, while Warren advanced out of Group B with a 259-223 win over PBA Hall of Famer Pete McCordic of Katy, Texas.

Snow won the opening match of the day in Group A with a 206-193 victory over James Campbell of Loudon, Tennessee. McCordic posted a 214-191 win over John Conroy of Mahopac, New York, to advance to face Warren in Group B.

The Super Senior Classic featured the top players age 60 and older.





2024 USBC SENIOR CHAMPIONSHIPS RESULTS

JULY 31 – AUG. 2 | WESTERN BOWL STRIKE AND SPARE CINCINNATI

Entries: 411

OPEN DIVISION WINNERS //

50-54 - William Cron, Matamoras, Pa.
55-59 - Pradip Saha, Calgary, Alberta, Canada
60-64 - Jay Jimenez, Grant, Neb.
65-69 - Michael Cordes, Crofton, Md.
70-74 - Eugene McNeely, Lethbridge, Alberta, Canada
75 and above - Max Honke, Salem, S.D.

WOMEN'S DIVISION WINNERS //

50-54 - Karla Keller-Rook, Centertown, Mo.
55-59 - Debra Fitzpatrick, Claremont, N.H.
60-64 - Beth Morris, Oxford, Pa.
65-69 - Carmen Baeckel, Oxford, Pa.
70-74 - Susan Wanner, Bowman, N.D.
75 and above - Pauline McEntee, Wagner, S.D.

A dozen competitors earned titles as the 2024 United States Bowling Congress Senior Championships at Western Bowl Strike and Spare in Cincinnati.

The top six bowlers across two divisions – Open and Women's – in six age-based classifications – 50-54, 55-59, 60-64, 65-69, 70-74, 75 and older, walked away with championship trophies.

The national event featured men's and women's bowlers age 50 and older who qualified through either a state or province (Canada) senior tournament.

Qualifying scores from the first six games of competition were not carried over to the championship rounds, but bonus pins were awarded to each player based on his or her qualifying position. The top qualifier in each classification received 50 bonus pins, while the second seed received 40. Bonus pins decreased by 10 pins for each spot, with the sixth qualifier receiving zero bonus pins. The bowlers authoring the highest three-game totals on Friday, including handicap and bonus pins, earned titles.

Below are the top three finishers in each classification.

WOMEN'S DIVISION:

50-54:

No. 2 seed Karla Keller-Rook of Centertown, Missouri, bowled a three-game scratch series of 449 and combined that with 231 pins of handicap and 40 bonus pins to finish in first place at 720. She was making her inaugural appearance in the event.

Amy Cole of Scappoose, Oregon, was seeded first after qualifying, but ended up in second place, 23 pins behind Keller-Rook.

No. 5 seed Karin Kehlenbeck of Huguenot, New York, finished third with 653.

55-59:

Debra Fitzpatrick of Claremont, New Hampshire, entered the final round tied for the No. 4 seed, but posted the high three-game series (586) and used her 171 pins of handicap and 15 bonus pins to claim the title with an overall total of 772. Fitzpatrick's 211 game was the highest scratch game in this group on the final day.

Coming in second place was No. 1 seed Lelia Hamilton of Hazel Crest, Illinois, with an overall total of 679. Hamilton was looking for back-to-back wins in this age classification, but was denied by Fitzpatrick's strong performance.

Nancy Cote, of Granby, Massachusetts, had the second-highest scratch series during the final round (580) and ended up third at 647.

60-64:

No. 4 seed Beth Morris of Oxford, Pennsylvania, combined a 488 scratch pinfall with 246 pins of handicap and 20 bonus pins to post an overall score of 754 to walk away with the title in this group.

No. 5 seed Carolyn Cota of Essex Junction, Vermont, had a similar scratch total as Morris (485), but had a little less handicap and fewer bonus pins, resulting in a second-place finish, 43 pins behind Morris.

No. 1 seed Sharon Jones of La Junta, Colorado, who led after Rounds 1 and 2, ended up third (666).

65-69:

Carmen Baeckel of Oxford, Pennsylvania, went wire-to-wire to take home first place in this group. Baeckel was the No. 1 seed and finished up with a 481 scratch set, 210 pins of handicap and 50 bonus pins for a winning total of 741.

No. 4 seed Diane Marget of Mesquite, Nevada, had the highest scratch game (255) in this group in the final round, but came up 15 pins short as she finished second with an overall total of 726.

No. 5 seed Cheryl Bachelder of Pembroke, Maine, bowled well enough to claim the third spot (688).

70-74:

Like Baeckel in the 65-69 classification, Susan Wanner of Bowman, North Dakota, also went wire-to-wire for the win.

Wanner combined nearly equal parts scratch pinfall (356) and handicap (324) with 50 bonus pins to claim the title with an overall total of 730.



Paulette Latta of Bloomington, Illinois, entered the final day as the No. 3 seed and posted the best scratch series (540) in the group, helping her move up one spot into second place (705).

No. 4 seed Annie Long of Millbrook, Alabama, wasn't far behind Latta's scratch series total with 532. She combined that with 135 pins of handicap and 20 bonus pins to finish in third place (687).

75 and older:

Pauline McEntee of Wagner, South Dakota, got a little redemption this year after finishing second in this age classification last year in Green Bay, Wisconsin.

McEntee, who entered the final round as the No. 2 seed, put together a scratch total of 396 to go with 282 pins of handicap and 40 bonus to finish first with 718 overall.

No. 3 seed Jinnie Henry of Hixon, Tennessee, had the two highest scratch games in this group during the final round (198 and 214) and the highest scratch series (580) to help her to a second-place finish with 688.

No. 1 seed Sandra Wince of Somerset, Ohio, ended up third, six pins behind Henry.

OPEN DIVISION:

50-54:

William Cron of Matamoras, Pennsylvania, made his first trip to this event a memorable one as he collected the title by a mere 10 pins over Shaun Seeley of London, Ontario, Canada.

Cron posted consistent games of 190, 204 and 195, for a 589 scratch total. He added 87 pins of handicap and 50 bonus pins for being the No. 1 seed to finish at 726.

Seeley, the No. 5 seed, was hampered by a closing 128 game. Nonetheless, he was still able to finish second.

No. 2 seed Jeffery Harris of Yorktown, Indiana, had the two highest scratch games in his group during the final round (225 and 226) and the high scratch series (622) to help him to a third-place finish (710).

55-59:

Pradip Saha of Calgary, Alberta, Canada, used consistency (games of 170, 173 and 178), along with 156 pins of handicap and 50 bonus pins for being the No. 1 seed, to collect the first-place trophy with an overall total of 727.

No. 2 seed Martin Michaud of Woodstock, Ontario, Canada, ended up in second place with a 727 total. Michaud had 425 scratch, 225 pins of handicap and 40 bonus pins.

Seven pins behind Michaud in third place was John Leong Jr. of Kailua-kona, Hawaii. Leong Jr. combined a 521 set (same as Saha) with 147 pins of handicap and 15 bonus pins to finish at 683.

Tena Miya of Roy, Utah, was one of two women to make the final round in the Open Division. Miya finished fifth in this group with 654.

60-64:

Jay Jimenez of Grant, Nebraska, successfully defended his title in this age classification by checking in with an overall total of 776.

Jimenez, whose victory last year came in Green Bay, Wisconsin, used games of 182, 178 and 222, to compile a 582 scratch series. His 144 pins of handicap and 50 bonus pins for being the No. 1 seed gave him a rather comfortable 86-pin win.

No. 2 seed Kevin Zilkey of Coquitlam, British Columbia, Canada, took home second place with a 690 total.

No. 4 seed Ronnie Carlin of Munford, Alabama, finished third (673).

65-69:

No. 1 seed Michael Cordes of Crofton, Maryland, won by the narrowest of margins as he bested second-place finisher Ron Braaten of Ludlow, South Dakota, by just one pin, 685 to 684.

Braaten entered the final round as the No. 6 seed, so he didn't have the benefit of any bonus pins. His 549 scratch total was 49 pins better than Cordes' 500, and each bowler got 135 pins of handicap. In the end, it was Cordes' 50 bonus pins for being the No. 1 seed that made the one-pin difference.

No. 4 seed Charles Richter of Gering, Nebraska, finished third with 668.

70-74:

It was a different age classification for Eugene McNeely of Lethbridge, Alberta, Canada, but the result was the same. McNeely won the 65-69 classification last year in Green Bay, Wisconsin, and backed that up with a win this year in the 70-74 group.

McNeely, the No. 1 seed, shot 478 scratch, had 228 pins of handicap and 50 bonus pins to end at 756. He's now two-for-two, having won both years he's qualified for the event.

No. 4 seed David Long of Durham, North Carolina, grabbed second place (708) and No. 2 seed Ron Roberts of Billings, Montana, finished third (682).

Rita Gibbs of Attalla, Alabama, joined Tena Miya of Roy, Utah, as the other woman to make Friday's finals in the Open Division. Gibbs finished sixth in this classification (620).

75 and older:

No. 1 seed Max Honke of Salem, South Dakota, made it a South Dakota sweep in the 75-and-older division as he joined Women's Division champion and fellow South Dakotan Pauline McEntee in the winner's circle. McEntee of Wagner, South Dakota, now lives in what used to be Honke's hometown.

Honke, who won the 70-74 classification at the 2018 event in Reno, Nevada, posted 503 scratch and added that to his 159 pins of handicap and 50 bonus pins to finish at 712.

No. 2 seed Sherwood Nunotani of Mililani, Hawaii, held on to second place, finishing with a total of 694, 18 pins behind Honke.

No. 5 seed William Kozma of Hennepin, Illinois, used the best scratch series in the group during the final round (526) to help him finish third at 644.

Each winner at the 2024 event received \$700.



Delegates elected three board members, attended a variety of educational seminars and were on hand for a celebration of Glenn Allison during a jam-packed 2024 United States Bowling Congress Convention and Annual Meeting at South Point Hotel, Casino and Spa.

The ballot for the USBC Board election originally had four candidates slated by the USBC Nominating Committee, however, one candidate withdrew from consideration prior to the convention, leaving Dennis Hacker of Longtown, Missouri; Chrissy Lee of Tampa, Florida; and Matthew Voltz of Fargo, North Dakota, as the final candidates for the board.

With three candidates for three open positions, all three were confirmed to the board in a vote by acclamation of the delegates. The board also announced the appointments of Hacker as president and Mike Cannington of Fort Myers, Florida, as vice president. Each will serve two-year terms in those roles beginning Aug. 1, 2024.

Team USA athletes elected David Haynes of Las Vegas and Matt Russo of Ballwin, Missouri, to the USBC Board, and the Athletes Advisory Committee filled a vacant board position by appointing Shannon Pluhowsky of Dayton, Ohio. Additionally, Christopher Floyd of Lockport, Louisiana, was reelected by the IBC Youth Committee to the USBC Board.

The new board members begin their three-year terms Aug. 1, 2024.

Convention week kicked off with exhibits and a trade show Monday afternoon, followed by a welcome reception for the delegates that evening. Day 2 got off to an energetic start when keynote speaker Marvelous Mark delivered a "rock-star themed" speech that had the delegates completely engaged while banging on drumsticks.

Tuesday continued with numerous educational seminars throughout the day and concluded with a fun-filled "Game Show" night for the delegates.

Wednesday featured the conclusion of the educational seminars in the morning, and a Meet the Candidates session for USBC Board candidates to start the afternoon.

Following the Meet the Candidates session, the first session of the Annual Meeting took place. That Wednesday afternoon session was highlighted by presentations from USBC charity partners Bowlers to Veterans Link (BVL), which provides recreational and therapeutic programs and services to America's active duty and veteran service men and women, and Bowl for the Cure®, the year-round fundraising initiative sponsored by USBC in partnership with Susan G. Komen®. The always moving glow-stick ceremony honoring breast cancer survivors concluded the Bowl for the Cure presentation.

Thursday featured the final two sessions of the Annual Meeting. The presentation of Youth and National Recognition Awards took place during the morning session, including the Alberta E. Crowe Star of Tomorrow Award to Melia Mitskavich of DuBois, Pennsylvania, and the Chuck Hall

Star of Tomorrow Award to William Smith of Smyrna, Tennessee.

Space Coast USBC (Brevard County Florida) was awarded the Association Excellence Award. USBC board member Glenda Beckett of Palmetto Bay, Florida, who also serves on the USBC Awards and Recognition Committee, surprised the Space Coast USBC delegates as part of the ceremony.

The morning session concluded with a report from USBC Board President Melissa McDaniel, followed by a series of committee reports, including presentations from the Strategic Planning Committee and from International Bowling Campus Youth Development.

The Business Report was delivered by Deputy Executive Director Jason Overstreet and, among other things, detailed the continuation of the USBC's Why I Certify brand awareness campaign with all new stories to share from USBC members. A refreshed landing page can be found at [WhyICertify.com](https://www.whycertify.com).

The Annual Meeting continued in the afternoon with the Executive Director's report from Chad Murphy. The highlight of Murphy's presentation was a tribute to USBC Hall of Famer Glenn Allison. Allison of Corona, California, set the participation record at the USBC Open Championships with his 72nd appearance in the event in February.

After a video tribute, Allison received a standing ovation from the delegates as USBC President Melissa McDaniel presented him with a commemorative gold, diamond and black onyx ring with the number "72" inscribed in it.

Following Murphy's presentation, the meeting moved into the election and legislative segments. Board elections went as described above and there were no proposed bylaw nor rules amendments for the delegates to consider this year.

In other news from Convention week, the International Bowling Campus Youth Committee announced Seth Ketelsen of DeWitt, Iowa; Cody McCormick of Norwalk, Iowa; Sarah Nygaard of Lakeville, Minnesota; and Chris Pittard of San Antonio as its newest committee members.

The Convention concluded Thursday afternoon with a town hall meeting hosted by Murphy.

RESULTS OF 2024 USBC ANNUAL MEETING LEGISLATIVE SESSION //

There were no proposed bylaw nor rules amendments for the delegates to consider this year.

ALL-TIME CHAMPIONS

USBC MASTERS

2024	DeeRonn Booker, Albuquerque, N.M.
2023	Anthony Simonsen, Las Vegas
2022	Anthony Simonsen, Las Vegas
2021	Thomas Larsen, Denmark
2020	No event
2019	Jakob Butturff, Tempe, Ariz.
2018	Andrew Anderson, Holly, Mich.
2017	Jason Belmonte, Australia
2016	Anthony Simonsen, Princeton, Texas
2015	Jason Belmonte, Australia
2014	Jason Belmonte, Australia
2013	Jason Belmonte, Australia
2012	Mike Fagan, Dallas
2011	Tom Hess, Urbandale, Iowa
2010	Walter Ray Williams Jr., Ocala, Fla.
2009	John Nolen, Waterford, Mich.
2008	No event
2007	Sean Rash, Wichita, Kan.
2006	Doug Kent, Newark, N.Y.
2005	Mike Scroggins, Amarillo, Texas
2004	(Oct.) Danny Wiseman, Baltimore
2004	(Jan.) Walter Ray Williams Jr., Ocala, Fla.
2003	Bryon Smith, Roseburg, Ore.
2002	Brett Wolfe, Reno, Nev.
2001	Parker Bohn III, Jackson, N.J.
2000	Mika Koivuniemi, Finland
1999	Brian Boghosian, Middletown, Conn.
1998	Mike Aulby, Indianapolis
1997	Jason Queen, Decatur, Ill.
1996	Ernie Schlegel, Vancouver, Wash.
1995	Mike Aulby, Indianapolis
1994	Steve Fehr, Cincinnati
1993	Norm Duke, Edmond, Okla.
1992	Ken Johnson, North Richland Hills, Texas
1991	Doug Kent, Canandaigua, N.Y.
1990	Chris Warren, Dallas
1989	Mike Aulby, Indianapolis
1988	Del Ballard Jr., Richardson, Texas
1987	Rick Steelsmith, Wichita, Kan.
1986	Mark Fahy, Chicago
1985	Steve Wunderlich, St. Louis
1984	Earl Anthony, Dublin, Calif.
1983	Mike Lastowski, Havre de Grace, Md.
1982	Joe Berardi, Brooklyn, N.Y.
1981	Randy Lightfoot, St. Charles, Mo.
1980	Neil Burton, St. Louis
1979	Doug Myers, El Toro, Calif.
1978	Frank Ellenburg, Mesa, Ariz.
1977	Earl Anthony, Tacoma, Wash.
1976	Nelson Burton Jr., St. Louis
1975	Ed Ressler Jr., Allentown, Pa.
1974	Paul Colwell, Tucson, Ariz.
1973	Dave Soutar, Kansas City, Kan.
1972	Bill Beach, Sharon, Pa.
1971	Jim Godman, Lorain, Ohio
1970	Don Glover, Bakersfield, Calif.
1969	Jim Chestney, Denver
1968	Pete Tountas, Tucson, Ariz.
1967	Lou Scalia, Hollywood, Fla.
1966	Bob Strampe, Detroit
1965	Billy Welu, St. Louis
1964	Billy Welu, St. Louis
1963	Harry Smith, Baltimore
1962	Billy Golembiewski, Detroit
1961	Don Carter, St. Louis
1960	Billy Golembiewski, Detroit
1959	Ray Bluth, St. Louis
1958	Tom Hennessey, St. Louis
1957	Dick Hoover, Akron, Ohio
1956	Dick Hoover, Akron, Ohio
1955	Buzz Fazio, Detroit
1954	Eugene Elkins, San Carlos, Calif.
1953	Rudy Habetler, Chicago
1952	Willard Taylor, Charleston, W. Va.
1951	Lee Jougard, Detroit

USBC QUEENS

2024	Jillian Martin, Stow, Ohio
2023	Lindsay Boomershine, Brigham City, Utah
2022	Birgit Noreiks, Germany
2021	Julia Bond, Aurora, Ill.
2020	No event
2019	Dasha Kovalova, Ukraine
2018	Shannon O'Keefe, O'Fallon, Ill.
2017	Diana Zavjalova, Latvia
2016	Bernice Lim, Singapore
2015	Liz Johnson, Cheektowaga, N.Y.
2014	Maria Jose Rodriguez, Colombia
2013	Diana Zavjalova, Latvia
2012	Diandra Asbaty, Chicago
2011	Missy Parkin, Lake Forest, Calif.
2010	Kelly Kulick, Union, N.J.
2009	Liz Johnson, Cheektowaga, N.Y.
2008	Lynda Barnes, Double Oak, Texas
2007	Kelly Kulick, Union, N.J.
2006	Shannon Pluhowsky, Lincoln, Neb.
2005	Tennelle Milligan, Yorba Linda, Calif.
2004	Marianne DiRupo, Succasunna, N.J.
2003	Wendy Macpherson, Henderson, Nev.
2002	Kim Terrell, Antioch, Calif.
2001	Carolyn Dorin-Ballard, North Richland, Hills, Texas
2000	Wendy Macpherson, Henderson, Nev.
1999	Leanne Barrette, Pleasanton, Calif.
1998	Lynda Norry, Wichita, Kan.
1997	Sandra Jo Shiery, Coldwater, Mich.
1996	Lisa Wagner, Bradenton, Fla.
1995	Sandy Postma, Lansing, Ill.
1994	Anne Marie Duggan, Edmond, Okla.
1993	Jan Schmidt, Rochelle, Ill.
1992	Cindy Coburn-Carroll, Tonawanda, N.Y.
1991	Dede Davidson, San Jose, Calif.
1990	Patty Ann, Arlington Heights, Ill.
1989	Carol Gianotti, Australia
1988	Wendy Macpherson, Henderson, Nev.
1987	Cathy Almeida, Pennsauken, N.J.
1986	Cora Fiebig, Madison Heights, Mich.
1985	Aleta Sill, Dearborn, Mich.
1984	Kazue Inahashi, Tokyo
1983	Aleta Sill, Dearborn, Mich.
1982	Katsuko Sugimoto, Tokyo
1981	Katsuko Sugimoto, Tokyo
1980	Donna Adamek, Apple Valley, Calif.
1979	Donna Adamek, Apple Valley, Calif.
1978	Loa Boxberger, Russell, Kan.
1977	Dana Stewart, Morgan Hill, Calif.
1976	Pam Rutherford, Reno, Nev.
1975	Cindy Powell, Navarre, Ohio
1974	Judy Soutar, Leawood, Kan.
1973	Dorothy Fothergill, Center Ossipee, N.H.
1972	Dorothy Fothergill, Center Ossipee, N.H.
1971	Mildred Ignizio, Rochester, N.Y.
1970	Mildred Ignizio, Rochester, N.Y.
1969	Ann Feigel, Tucson, Ariz.
1968	Phyllis Massey, Alameda, Calif.
1967	Mildred Ignizio, Rochester, N.Y.
1966	Judy Lee, Lakewood, Calif.
1965	Betty Kuczynski, Cicero, Ill.
1964	D.D. Jacobson, Playa Del Rey, Calif.
1963	Irene Monterosso, East Rutherford, N.J.
1962	Dorothy Wilkinson, Phoenix
1961	Janet Harman, Cerritos, Calif.

U.S. OPEN

2024	Kyle Troup, Taylorsville, N.C.
2023	EJ Tackett, Bluffton, Ind.
2022	Anthony Simonsen, Las Vegas
2021	Chris Via, Blacklick, Ohio
2020	Jason Belmonte, Australia
2019	Francois Lavoie, Quebec City, Canada
2018	Dom Barrett, Colchester, England
2017	Rhino Page, Orlando, Fla.
2016	Francois Lavoie, Quebec City, Canada

2015	Ryan Ciminelli, Cheektowaga, N.Y.
2014	No event
2013	Wes Malott, Pflugerville, Texas
2012	Pete Weber, St. Ann, Mo.
2011	Norm Duke, Clermont, Fla.
2010	Bill O'Neill, Southampton, Pa.
2009	Mike Scroggins, Amarillo, Texas
2008	Norm Duke, Clermont, Fla.
2007	Pete Weber, St. Ann, Mo.
2006	Tommy Jones, Simpsonville, S.C.
2005	Chris Barnes, Flower Mound, Texas
2004	Pete Weber, St. Ann, Mo.
2003	Walter Ray Williams Jr., Ocala, Fla.
2002	No event
2001	Mika Koivuniemi, Hartland, Mich.
2000	Robert Smith, Captain Cook, Hawaii
1999	Bob Learn Jr., Erie, Pa.
1998	Walter Ray Williams Jr., Stockton, Calif.
1997	No event
1996	Dave Husted, Milwaukie, Ore.
1995	Dave Husted, Milwaukie, Ore.
1994	Justin Hromek, Andover, Kan.
1993	Del Ballard Jr., Richardson, Texas
1992	Robert Lawrence, Austin, Texas
1991	Pete Weber, Florissant, Mo.
1990	Ron Palombi Jr., Erie, Pa.
1989	Mike Aulby, Indianapolis
1988	Pete Weber, Florissant, Mo.
1987	Del Ballard Jr., Richardson, Texas
1986	Steve Cook, Roseville, Calif.
1985	Marshall Holman, Jacksonville, Ore.
1984	Mark Roth, Spring Lake Heights, N.J.
1983	Gary Dickinson, Burleson, Texas
1982	Dave Husted, Milwaukie, Ore.
1981	Marshall Holman, Medford, Ore.
1980	Steve Martin, Kingsport, Tenn.
1979	Joe Berardi, Pearl River, N.Y.
1978	Nelson Burton Jr., St. Louis
1977	Johnny Petraglia, Staten Island, N.Y.
1976	Paul Moser, Medford, Mass.
1975	Steve Neff, Sarasota, Fla.
1974	Larry Laub, San Francisco
1973	Mike McGrath, El Cerrito, Calif.
1972	Don Johnson, Akron, Ohio
1971	Mike Limongello, N. Babylon, N.Y.
1970	Bobby Cooper, Houston
1969	Billy Hardwick, Louisville, Ky.
1968	Jim Stefanich, Joliet, Ill.
1967	Les Schissler, Denver
1966	Dick Weber, St. Louis
1965	Dick Weber, St. Louis
1964	Bob Strampe Sr., Detroit
1963	Dick Weber, St. Louis
1962	Dick Weber, St. Louis
1961	Bill Tucker, Rockhill, Mo.
1960	Harry Smith, St. Louis
1959	Billy Welu, St. Louis
1958	Don Carter, St. Louis
1957	No event
1956	Don Carter, St. Louis
1955	(Dec.) Bill Lillard, Houston
1955	(Jan.) Steve Nagy, Cleveland
1954	Don Carter, St. Louis
1953	No event
1952	Don Carter, St. Louis
1951	Junie McMahon, Chicago
1950	Dick Hoover, Akron, Ohio
1949	Junie McMahon, Chicago
1948	Connie Schwoegler, Madison, Wis.
1947	Andy Varipapa, Hempstead, N.Y.
1946	Andy Varipapa, Hempstead, N.Y.
1945	Joe Wilman, Chicago
1944	Buddy Bomar, Chicago
1943	Ned Day, West Allis, Wis.
1942	Connie Schwoegler, Madison, Wis.
1941	John Crimmins, Detroit



U.S. WOMEN'S OPEN

2024	Sin Li Jane, Malaysia
2023	Bryanna Coté, Tucson, Ariz.
2022	Erin McCarthy, Elkhorn, Neb.
2021	Josie Barnes, Hermitage, Tenn.
2020	No event
2019	Danielle McEwan, Stony Point, N.Y.
2018	Liz Kuhlkin, Schenectady, N.Y.
2017	Liz Johnson, Deerfield, Ill.
2016	Liz Johnson, Cheektowaga, N.Y.
2015	Liz Johnson, Cheektowaga, N.Y.
2014	No event
2013	Liz Johnson, Cheektowaga, N.Y.
2012	Kelly Kulick, Union, N.J.
2011	Leanne Hulsenberg, Roseville, Calif.
2010	Kelly Kulick, Union, N.J.
2009	Tammy Boomershine, North Ogden, Utah
2008	Kim Terrell-Kearney, Dover, Del.
2007	Liz Johnson, Cheektowaga, N.Y.
2006	No event
2005	No event
2004	No event
2003	Kelly Kulick, Union, N.J.
2002	No event
2001	Kim Terrell, Daly City, Calif.
2000	Tennelle Grijalava, Orange, Calif.
1999	Kim Adler, Las Vegas
1998	Aleta Sill, Dearborn, Mich.
1997	No event
1996	Liz Johnson, Niagara Falls, N.Y.
1995	Cheryl Daniels, Detroit
1994	Aleta Sill, Dearborn, Mich.
1993	Dede Davidson, Buellton, Calif.
1992	Tish Johnson, Panorama City, Calif.
1991	Anne Marie Duggan, Edmond, Okla.
1990	Dana Miller-Mackie, Fort Worth, Texas
1989	Robin Romeo, Van Nuys, Calif.
1988	Lisa Wagner, Fort Myers, Fla.
1987	Carol Norman, Ardmore, Okla.
1986	Wendy Macpherson, Walnut Creek, Calif.
1985	Pat Mercatanti, Newtown, Pa.
1984	Karen Ellingsworth, Des Plains, Ill.
1983	Dana Miller, Fort Worth, Texas
1982	Shinobu Saitoh, Japan
1981	Donna Adamek, Apple Valley, Calif.
1980	Pat Costello, Orlando, Fla.
1979	Diana Silva, Albuquerque, N.M.
1978	Donna Adamek, Apple Valley, Calif.
1977	Betty Morris, Stockton, Calif.
1976	Patty Costello, Scranton, Pa.
1975	Paula Sperber, Miami
1974	Pat Costello, Orlando, Fla.
1973	Millie Martorella, Rochester, N.Y.

1972	Lorrie Koch, Algonquin, Ill.
1971	Paula Sperber, Miami
1970	Mary Baker, Central Islip, N.Y.
1969	Dorothy Fothergill, N. Attleboro, Mass.
1968	Dorothy Fothergill, N. Attleboro, Mass.
1967	Gloria Bouvia, Portland, Ore.
1966	Joy Abel, Chicago
1965	Ann Slattery, Salt Lake City
1964	LaVerne Carter, St. Louis
1963	Marion Ladewig, Grand Rapids, Mich.
1962	Shirley Garms, Island Lake, Ill.
1961	Phyllis Notaro, Brant, N.Y.
1960	Sylvia Wene, Philadelphia
1959	Marion Ladewig, Grand Rapids, Mich.
1958	Merle Matthews, Long Beach, Calif.
1957	No event
1956	Marion Ladewig, Grand Rapids, Mich.
1955	(Dec.) Anita Cantaline, Detroit
1955	(Jan.) Sylvia Wene, Philadelphia
1954	Marion Ladewig, Grand Rapids, Mich.
1953	No event
1952	Marion Ladewig, Grand Rapids, Mich.
1951	Marion Ladewig, Grand Rapids, Mich.
1950	Marion Ladewig, Grand Rapids, Mich.
1949	Marion Ladewig, Grand Rapids, Mich.

USBC SENIOR MASTERS

2024	Jon Rakoski, Estero, Fla.
2023	John Janawicz, Winter Haven, Fla.
2022	Dino Castillo, Highland Village, Texas
2021	Tom Hess, Granger, Iowa
2020	No event
2019	Amleto Monacelli, Venezuela
2018	Chris Warren, Grants Pass, Ore.
2017	Walter Ray Williams Jr., Oxford, Fla.
2016	Pete Weber, St. Ann, Missouri
2015	Amleto Monacelli, Aventura, Fla.
2014	Walter Ray Williams Jr., Ocala, Fla.
2013	Pete Weber, St. Ann, Mo.
2012	Mike Edwards, Tulsa, Okla.
2011	Dale Traber, Cedarburg, Wis.
2010	Wayne Webb, Grove City, Ohio
2009	Dale Traber, Cedarburg, Wis.
2008	Kenny Parks, East Chicago, Ind.
2007	Tom Baker, King, N.C.
2006	Tom Baker, King, N.C.
2005	Vince Mazzanti Jr., Levittown, Pa.
2004	Gary Dickinson, Edmond, Okla.
2003	Dale Eagle, Tavares, Fla.
2002	Pete Couture, Titusville, Fla.
2001	Bob Glass, Lawrence, Kan.

2000	Dave Soutar, Bradenton, Fla.
1999	Darrell Storkson, Everett, Wash.
1998	Pete Couture, Titusville, Fla.
1997	Gary Dickinson, Edmond, Okla.
1996	Dave Davis, West Palm Beach, Fla.
1995	Dave Davis, Lantana, Fla.
1994	Hobo Boothe, Canoga Park, Calif.
1993	Phil Ware, Knoxville, Tenn.

USBC SENIOR QUEENS

2024	Kathy Ledford, Boise, Idaho
2023	Dana Ausec, Colorado Springs, Colo.
2022	Jodi Woessner, Oregon, Ohio
2021	No event
2020	No event
2019	Jeanne Naccarato, Tacoma, Wash.
2018	Tish Johnson, Colorado Springs, Colo.
2017	Lucy Sandelin, Tampa, Fla.
2016	Robin Romeo, Newhall, Calif.
2015	Robin Romeo, Newhall, Calif.
2014	Robin Romeo, Newhall, Calif.
2013	Lucy Sandelin, Tampa, Fla.
2012	Anne Marie Duggan, Edmond, Okla.
2011	Paula Vidad, Sun City, Calif.
2010	Char Hammel, Las Vegas
2009	Janine Primrose, Gardnerville, Nev.
2008	Sandy Postma, Lansing, Ill.
2007	Lucy Sandelin, Tampa, Fla.
2006	Sandy Postma, Lansing, Ill.
2005	Shirley Levens, Cocoa, Fla.
2004	Sandy Postma, Lansing, Ill.
2003	Andi Whitlock, Middletown, Del.
2002	Shirley Levens, Cocoa, Fla.
2001	Fran Minton, Iowa Park, Texas
2000	Rose Smith, Las Vegas

SUPER SENIOR CLASSIC

2024	Jack Jurek, Lackawanna, N.Y.
2023	John Marsala, University City, Mo.
2022	Ron Mohr, Las Vegas
2021	Amleto Monacelli, Venezuela
2020	No event
2019	Ty Dawson, Sunnyvale, Calif.
2018	Mike Dias, Lafayette, Colo.
2017	Ron Mohr, North Las Vegas, Nev.
2016	Junichi Yajima, Japan
2015	Sam Maccarone, Blackwood, N.J.
2014	Jim Knoblauch, Waukesha, Wis.
2013	Kerry Painter, Henderson, Nev.

TEAM USA TRIALS

YEAR MEN

2024	Darren Tang, Las Vegas
2023	Jakob Butturff, Tempe, Ariz.
2022	Darren Tang, Las Vegas
2021	No event
2020	Matt Russo, Fairview Heights, Ill.
2019	John Janawicz, Winter Haven, Fla.
2018	Kyle Troup, Taylorsville, N.C.
2017	Jakob Butturff, Tempe, Ariz.
2016	Marshall Kent, Yakima, Wash.
2015	Kamron Doyle, Brentwood, Tenn.
2014*	Mike Fagan, Hurst, Texas
2014	Chris Barnes, Double Oak, Texas
2013*	Geoffrey Young, Denton, Texas
2013	John Szczerbinski, North Tawanda, N.Y.
2012	Marshall Kent, Yakima, Wash.
2011	Scott Boyle, Salida, Calif.
2010	John Janawicz, Winter Haven, Fla.
2009	Cassidy Schaub, Ashland, Ohio
2008	Derek Eoff, Greenfield, Wis.
2007	David O'Sullivan, Orlando, Fla.

WOMEN

Shannon Pluhowsky, Dayton, Ohio
Breanna Clemmer, Clover, S.C.
Shannon Pluhowsky, Dayton, Ohio
No event
Kelly Kulick, Union, N.J.
Kelly Kulick, Union, N.J.
Shannon O'Keefe, O'Fallon, Ill.
Erin McCarthy, Omaha, Neb.
Danielle McEwan, Stony Point, N.Y.
Shannon Pluhowsky, Dayton, Ohio
Shannon O'Keefe, O'Fallon, Ill.
Brittini Hamilton, Wood-Ridge, N.J.
Carolyn Dorin-Ballard, Keller, Texas
Danielle McEwan, Stony Point, N.Y.
Danielle McEwan, Stony Point, N.Y.
Shannon Pluhowsky, Kettering, Ohio
Brenda Edwards, Mansfield, Texas
Liz Johnson, Cheektowaga, N.Y.
Shannon O'Keefe, Brookfield, Wis.
Lynda Barnes, Double Oak, Texas

2006	Dan Patterson, Buffalo, N.Y.
2005	Rhino Page, San Diego
2004	Richard Fairley Jr., Lynchburg, Va.
2003	Bill Hoffman, Columbus, Ohio
2002	No event
2001	Andrew Cain, Tempe, Ariz.
2000	Scott Norton, Fullerton, Calif.
1999	Bill Hoffman, Columbus, Ohio
1998	Michael Mullin, New City, N.Y.
1997	John Gaines, Davidsonville, Md.
1996	Vernon Peterson, Dearborn Heights, Mich.
1995	Drew Hylan, Denver
1994	Patrick Healey Jr., Niagara Falls, N.Y.
1993	Robert Smith, Moor Park, Calif.
1992	Anthony Chapman, Landover, Md.
1991	Paul Fleming, Lincoln, Neb.
1990	Jon Juneau, Baton Rouge, La.
1989	Adam Apo, Mililani, Hawaii
1988	Darold Meisel, Muskego, Wis.
1987	Mark Lewis, Wichita, Kan.
1986	Dan Nadeau, Las Vegas

*Summer Team USA Trials

Diandra Asbaty, Chicago
Lynda Barnes, Flower Mound, Texas
Shannon Pluhowsky, Phoenix
Shannon Pluhowsky, Phoenix
No event
Shannon Pluhowsky, Phoenix
Kelly Kulick, Union, N.J.
Diandra Hyman, Dyer, Ind.
Debbie Kuhn, Baltimore
Janette Piesczynski, Cheektowaga, N.Y.
Lucy Giovenco, Norcross, Ga.
Lynda Norry, Pleasant Hill, Calif.
Liz Johnson, Niagara Falls, N.Y.
Liz Johnson, Niagara Falls, N.Y.
Joey Simpson, Lexington, Ky.
Julie Gardner, Huntington Beach, Calif.
Liz Gardner, Huntington Beach, Calif.
Linda Graham, Des Moines, Iowa
Patty Ann, Arlington Heights, Ill.
Heather Nelson, West Brattleboro, Vt.
Cora Fiebig, Madison Heights, Mich.



U.S. NATIONAL AMATEUR BOWLING CHAMPIONSHIPS

YEAR	MEN	WOMEN
2024	Julian Salinas, Richmond, Texas	Crystal Elliott, Palm Bay, Fla.
2023	Brandon Bohn, Jackson, N.J.	Jillian Martin, Stow, Ohio
2022	Trent Mitchell, Chicago	Chloe Skurzynski, Carlisle, Pa.
2021	No event	No event
2020	Cameron Crowe, Orland Park, Ill.	Breanna Clemmer, Clover, S.C.
2019	Wesley Low Jr., Palmdale, Calif.	Brenna Clemmer, Clover, S.C.
2018	Cortez Schenck, Phoenix	Jordan Richard, Tipton, Mich.
2017	Matt Russo, Millstone Township, N.J.	Julia Bond, Aurora, Ill.
2016	Chris Via, Springfield, Ohio	Stephanie Schwartz, Racine, Wis.

2008-15 Not held
Note: Prior to 2008, Team USA Trials was limited to amateur bowlers; winners were named U.S. Amateur champions.

SUMMER TEAM USA TRIALS

YEAR	MEN	WOMEN
2014	Mike Fagan, Hurst, Texas	Shannon O'Keefe, O'Fallon, Ill.
2013	Geoffrey Young, Denton, Texas	Carolyn Dorin-Ballard, Keller, Texas

INTERCOLLEGIATE TEAM CHAMPIONSHIPS

YEAR	MEN	WOMEN
2024	Webber International	Wichita State
2023	Wichita State	McKendree
2022	Wisconsin-Whitewater	Stephen F. Austin
2021	Wichita State	Wichita State
2020	No event	No event
2019	Webber International	Robert Morris-Illinois
2018	McKendree	Lindenwood
2017	Title vacated	McKendree
2016	McKendree	Webber International
2015	Wichita State	North Carolina A&T
2014	Lindenwood	Robert Morris-Illinois
2013	Robert Morris-Illinois	Maryland Eastern Shore
2012	Webber International	Webber International
2011	Fresno State	Maryland Eastern Shore
2010	Wichita State	Webber International
2009	Wichita State	Wichita State
2008	Wichita State	Pikeville
2007	Saginaw Valley State	Wichita State
2006	Saginaw Valley State	Lindenwood
2005	Lindenwood	Wichita State
2004	Kansas	Pikeville
2003	Wichita State	Central Missouri State
2002	Western Illinois	Morehead State
2001	Western Illinois	Nebraska
2000	West Texas A&M	Morehead State
1999	Western Illinois	Nebraska
1998	Wichita State	Morehead State
1997	Saginaw Valley State	Nebraska
1996	Nebraska	West Texas A&M
1995	Wichita State	Nebraska
1994	Wichita State	Wichita State
1993	Wichita State	William Paterson
1992	William Paterson	West Texas State
1991	Saginaw Valley State	Nebraska
1990	Nebraska	Wichita State
1989	Cal State-Fullerton	Morehead State
1988	Erie CC	West Texas State
1987	Wichita State	West Texas State
1986	Erie CC	Wichita State
1985	Wisconsin-La Crosse	West Texas State
1984	Buffalo State	Indiana State
1983	Vincennes	West Texas State
1982	Washington State	Erie CC
1981	Arizona State	Arizona State
1980	Wichita State	Erie CC
1979	California	Penn State
1978	Minnesota	Wichita State
1977	West Liberty	Wichita State
1976	South Carolina	San Jose State
1975	Wisconsin-La Crosse	Wichita State

INTERCOLLEGIATE SINGLES CHAMPIONSHIPS

YEAR	MEN	WOMEN
2024	Jaysen Spanbauer, Marian-Wisconsin	Sara Duque, Wichita State
2023	A.J. Wolstenholme, Webber International	Paige Wagner, Wichita State
2022	Brandon Vallone, William Paterson	Chloe Skurzynski, Stephen F. Austin
2021	Pete Vergos, Calumet College of St. Joseph	Katie Robb, Delaware State
2020	No event	No event
2019	Tom Hankey Jr., Webber International	Breanna Clemmer, McKendree
2018	Kenny Ryan, Robert Morris-Illinois	Stephanie Schwartz, Stephen F. Austin
2017	Nick Pate, Midland	Sydney Brummett, Wichita State
2016	Daniel Hanson, Robert Morris-Illinois	Emily Eckhoff, Hastings
2015	Michael Tang, San Jose State	Emily Eckhoff, Hastings
2014	Francois Lavoie, Wichita State	Diana Zavjalova, Webber International
2013	Aaron Lorincz, Saginaw Valley State	Kristina Mickelson, Nebraska
2012	Geoffrey Young, Wichita State	Georgia Drewes, Newman
2011	Kyle Barnes, Middle Tennessee	Brittini Hamilton, Vanderbilt
2010	Chris Bardol, Robert Morris-Illinois	Jenn Boisselle, Central Florida
2009	Adam Chase, St. John's	Daniela Alvarado, Wichita State
2008	Dan Vick, Rochester Institute	Jennifer Wright, Pikeville
2007	Tim Pfeifer, Robert Morris-Pa.	Elysia Current, Wichita State
2006	Brian Valenta, Lindenwood	Olivia Sandham, Wichita State
2005	P.J. Haggerty, Fresno State	Bianca Montagino, Newman
2004	Cory Simmons, Newman	Shannon Pluhowsky, Nebraska

U22 MASTERS

Year	
2024	Brandon Bohn, Jackson, N.J.

U22 QUEENS

Year	
2024	Dannielle Henderson, Jacksonville, Ala.

USBC JUNIOR GOLD CHAMPIONSHIPS

YEAR	BOYS	GIRLS
2024	Eli Franco, Fishers, Ind. (U12) Elliott Gordon, Columbus, Ohio (U15) Ernesto Reynoso, Folsom, Calif. (U18)	Alyssa Randisi, Brooklyn, N.Y. (U12) Bella Castillo, Odessa, Texas (U15) Karina Capron, Fremont, Neb. (U18)
2023	Ryan Campbell, Clinton, S.C. (U12) Ernesto Reynoso, Folsom, Calif. (U15) Aidan Furukawa, Sunbury, Ohio (U18) Carter Street, Dublin, Ohio (U20)	Alexandra McCowan, Anaheim, Calif. (U12) Larielle Tharps, Orlando, Fla. (U15) Gianna Brandolino, Joliet, Ill. (U18) Jenna Stretch, Auburn Township, Ohio (U20)
2022	Isaiah Durlfing, Beavercreek, Ohio, (U12) Landin Jordan, Sycamore, Ill. (U15) Brandon Bohn, Jackson, N.J. (U18) Justin Bohn, Jackson, N.J. (U20)	Sadrianna Erb, Farmington, N.Y. (U12) Avery Domaguin, San Diego (U15) Erin Klemencic, Powder Springs, Ga. (U18) Anna Callan, La Crosse, Wis. (U20)
2021	Matteo Quintero, Smyrna, Tenn. (U12) Landin Jordan, Sycamore, Ill. (U15) Brandon Bohn, Jackson, N.J. (U18) Cameron Crowe, Orland Park, Ill. (U20)	Baylie Massingill, Troy, Ohio (U12) Savannah Taillon, Concord, N.C. (U15) Jaelle Hamman, Jarrell, Texas (U18) Brooke Roberts, Port Orange, Fla. (U20)
2020	No event	No event
2019	Elias O'Hollaren, San Diego (U12) John Nunn, Jacksonville, Fla. (U15) Cameron Hurwitz, Rochester, N.Y. (U17) Alec Keplinger, Coldwater, Mich. (U20)	Katelyn Abigania, San Diego (U12) Annalise OBryant, Ball Ground, Ga. (U15) Caroline Thesier, Mooresville, N.C. (U17) Patricia Rosales, Orlando, Fla. (U20)
2018	Joseph Dominguez, Manalapan, N.J. (U12) Silas Lira, Tampa, Fla. (U15) Anthony Neuer, Lewisburg, Pa. (U20)	Katelyn Abigania, San Diego (U12) Annalise OBryant, Ball Ground, Ga. (U15) Julia Huren, Westland, Mich. (U20)
2017	Brandon Bohn, Jackson, N.J. (U12) Solomon Salama, Beverly Hills, Calif. (U15) Wesley Low Jr., Palmdale, Calif. (U20)	Karina Capron, Fremont, Neb. (U12) Jennifer Loreda, Fresno, Calif. (U15) Allie Leiendecker, Wooster, Ohio (U20)
2016	Edgar Burgos, Dorado, Puerto Rico (U12) Solomon Salama, Beverly Hills, Calif. (U15) Jeffery Mann, West Lafayette, Ind. (U20)	Hannah Diem, Seminole, Fla. (U12) Mabel Cummins, Elburn, Ill. (U15) Jacqueline Evans, Acton, Mass. (U20)
2015	Spencer Robarge, Springfield, Mo. (U12) Tom Hankey, Great Barrington, Mass. (U15) Zachary Doty, Nassau, N.Y. (U20)	Amanda Naujokas, Lake Ronkonkoma, N.Y. (U12) Danielle Jedlicki, Murfreesboro, Tenn. (U15) Sierra Kanemoto, Dayton, Ohio (U20)
2014	Anthony Neuer, Lewisburg, Pa. (U12) Adam Zimmerman, Deer Park, N.Y. (U15) Tylor Greene, Davison, Mich. (U20)	Madison Bailey, Rocklin, Calif. (U12) Ashley Channell, Morris Chapel, Tenn. (U15) Breanna Clemmer, Clover, S.C. (U20)
2013	Cortez Schenck, Phoenix (U15) Wesley Low, Palmdale, Calif. (U20)	Taylor Russell, Tupelo, Miss. (U15) Julia Bond, Aurora, Ill. (U20)
2012	Bradley Crouse, Nazareth, Pa. (U15) AJ Johnson, Oswego, Ill. (U20)	Breanna Clemmer, Clover, S.C. (U15) Robyn Renslow, Brentwood, Calif. (U20)



2011	Gary Faulkner, Memphis, Tenn.	Natalie Jimenez, Rowland Heights, Calif.
2010	Marshall Kent, Yakima, Wash.	Brittni Hamilton, Webster, N.Y.
2009	Mike Conn, Crestwood, Ky.	Maggie Zakrzewski, Palatine, Ill.
2008	Geoffrey Young, Denton, Texas	Kristie Petravich, West Palm Beach, Fla.
2007	Adam Martinez, San Antonio	Jenny Brown, DeLand, Fla.
2006	Matthew O'Grady, South Amboy, N.J.	Jennifer Wright, West Columbia, S.C.
2005	Chris Bolosan, Newport News, Va.	Stefanie Nation, Miami
2004	Clay Herrbach, Naperville, Ill.	Stefanie Nation, Miami
2003	Erik Vermilyea, Maplewood, Minn.	Stefanie Nation, Miami
2002	Sean Rash, Anchorage, Alaska	Olivia Sandham, Boulder, Colo.
2001	Michael Remaklus, Florissant, Mo.	Shannon Pluhowsky, Phoenix
2000	Nathan Bohr, Austin, Texas	Shannon Pluhowsky, Phoenix
1999	Scott Norton, Cypress, Calif.	Shannon Pluhowsky, Phoenix
1998	Rory Kalanquin, Davison, Mich.	Melissa Bellinder, Fullerton, Calif.

USA BOWLING NATIONAL CHAMPIONSHIPS

12-AND-UNDER DIVISION

2024	Coastal South Region, Stars and Strikes (Nico Candelero, Vincent Cintron, Kristopher Koehler, Presley Raine, Colton Takas)
2023	Southeast Region, X-Men (Ean Laws, Ryan Campbell, Nolyn Conway, Jax Neal, Vincent Cintron)
2022	Ohio Valley Region, DKJ Pro Shop (Miles Gordon, Alexander Hanicak, Donaven Kline, Dawson Kohl, Kinnick Robinson)
2021	No event
2020	No event
2019	Southwest Region, SDLV Strikers (Katelyn Abigania, Avery Domaguin, Sebastian Huffman, Elias O'Hollaren)
2018	Pacific Southwest Region, Four the Love of Boba (Nihal Mareedu, Diego Jara, Saphyre Nofuente and Ethan Ranario)
2017	Pacific Southwest Region, Cloverleaf Strikers (Joey Irvin, Diego Jara, Nihal Mareedu, Harley Shene)
2016	Lower Great Lakes Region, Indiana U12 All-Stars (Reece Dunbar, Shayla Gwynn, Hayden Smith, Kyle Toyias)

15-AND-UNDER DIVISION

2024	Atlantic East Region, Gratitude (Matteo Quintero, Jackson Veitch, Sebastian Vetter, Jos Weems)
2023	Coastal South Region, Eagles (Gavin Murray, Ridgely Potter Jr., Emmanuel Guevara, Carly Rhodes)
2022	Lower Great Lakes Region, EYT Phenoms (Gianna Brandolino, Griffin Jordan, Landin Jordan, Abigail Starkey)
2021	No event
2020	No event
2019	Northeast Region, Chesapeake Bay Strikers (John Banfield, James Bennett, Nicholas Menendez, Nate Trentler, Laney Wells)
2018	Midwest Region, 3 Rights Make a Left (Brandon Bonta, Silas Limes, Piper Reams, Spencer Robarge)
2017	Midwest Region, 3 Rights Make a Left, Kansas (Brandon Bonta, Silas Limes, Peyton Montgomery, Spencer Robarge)
2016	South Region, Strikers (Jhalen Embury, Faith Hardy, Tyrell Ingalls, Dawson Stewart)

USBC OPEN CHAMPIONSHIPS WINNERS

THIS EVENT WAS NOT HELD DURING WWII (1943-45) AND COVID-19 (2020)

REGULAR DIVISION

SINGLES **REGULAR**

2024 Jason Hollingsworth, Oregon City, Ore., 825
2023 David Simard, Granby, Quebec, Canada, 813
2022 Alex George, Wichita, Kan., 848
2021 Andrew Anderson, Holly, Mich., 802
2019 Mitch Beasley, Clarksville, Tenn., 812
2018 Cottie Holbek, Burlington, Wis., 802
2017 Ron Jacobson, Jupiter, Fla., 804
2016 Robert J. Bures, Painesville, Ohio, 815
2015 Ronnie Sparks Jr., Redford, Mich., 793
2014 Louis Jenkins Jr., Warr Acres, Okla., 826
2013 Zeke Bayt, Westerville, Ohio, 795
2012 Henry Teetz III, West Allis, Wis., 800
2011 Matt Weggen, Muscatine, Iowa, 826
2010 Terrence Syring, Bay City, Mich., 833
2009 Bo Goergen, Midland, Mich., 862
2008 Bryan Young, Everett, Wash., 832
2007 Frederick "Chip" Aki, Nicholasville, Ky., 814
2006 Wendy Macpherson, Henderson, Nev., 812
2005 David Adam, Maryland Heights, Mo., 791
2004 John Janawicz, Winter Haven, Fla., 858
2003 Ron Bahr, Topeka, Kan., 837
2002 Mark Millsap, Portage, Ind., 823
2001 Nick Hoagland, Bloomington, Ind., 798
2000 Garra Hein, Brea, Calif., 811
1999 Dan Winter, Rockford, Ill., 825
1998 John Gaines, Davidsonville, Md., 814
1997 John Socha, Milwaukee, 847
1996 Don Scudder, Cincinnati, 823
1995 Matt Surina, Mead, Wash., 826
1994 John Weltzien, Boca Raton, Fla., 810
1993 Dan Bock, Owatonna, Minn., 798
1992 Bob Youker Jr., Syracuse, N.Y., 801
Gary Blatchford, Phoenix, 801
1991 Ed Deines, LaPorte, Colo., 826
1990 Bob Hochrein, Dubuque, Iowa, 791
1989 Paul Tetreault, Lebanon, N.H., 813
1988 Steve Hutkowski, Hershey, Pa., 774
1987 Terry Taylor, Nashville, Tenn., 749
1986 Jeff Mackey, Mexico, Mo., 774
1985 Glenn Harbison, Pittsburgh, 774
1984 Bob Antczak, Chicago, 764
Neal Young, Louisville, Ky., 764
1983 Rickey Kendrick, Springfield, Ill., 735
1982 Bruce Bohm, Chicago, 748
1981 Michael (Rob) Vital, Lancaster, Pa., 780
1980 Mike Eaton, Grand Rapids, Mich., 782
1979 Rick Peters, Franklin, Ohio, 761
1978 Rich Mersek, Cleveland, 739
1977 Frank Gadaletto, Lansing, Mich., 738
1976 Mike Putzer, Oshkosh, Wis., 758
1975 Jim Setser, Dayton, Ohio, 756
1974 Gene Krause, Cleveland, 773
1973 Ed Thompson, Denver, 762
1972 Bill Pointer, Pontiac, Mich., 739
1971 Al Cohn, Chicago, 738
1970 Jake Yoder, Fort Wayne, Ind., 744
1969 Greg Campbell, St. Louis, 751
1968 Wayne Kowalski, Revere, Mass., 738
1967 Frank Perry, Lorain, Ohio, 723
1966 Don Chapman, Scranton, Pa., 761
1965 Kenneth Roeth, Dubuque, Iowa, 700
1964 Jim Stefanich, Chicago, 726
1963 Fred Delello, Oneonta, N.Y., 744
1962 Andrew Renaldi, Youngstown, Ohio, 720
1961 Lyle Spooner, St. Cloud, Minn., 726
1960 Paul Kulbaga, Cleveland, 726
1959 Ed Lubanski, Detroit, 764
1958 Edward Shay, Chester, Pa., 733
1957 Bob Allen, Yonkers, N.Y., 729
1956 George Wade, Steubenville, Ohio, 744
1955 Edward Gerzine, Milwaukee, 738
1954 Tony Sparando, Rego Park, N.Y., 723

1953 Frank Santore, Long Island City, N.Y., 749
1952 Al Sharkey, Chicago, 758
1951 Lee Jougard, Detroit, 775
1950 Everett Leins, Aurora, Ill., 757
1949 Bernard Rusche, Cincinnati, 716
1948 Lincoln Protich, Akron, Ohio, 721
1947 Junie McMahon, Chicago, 740
1946 Leo Rollick, Santa Monica, Calif., 737
1942 John Stanley, Cleveland, 756
1941 Fred Ruff Jr., Belleville, Ill., 745
1940 Ray Brown, Terre Haute, Ind., 742
1939 James Danek, Forest Park, Ill., 730
1938 Knute Anderson, Moline, Ill., 746
1937 Gene Gagliardi, Mount Vernon, N.Y., 749
1936 Charles Warren, Springfield, Ill., 735
1935 Don Brokaw, Canton, Ohio, 733
1934 Jerry Vidro, Grand Rapids, Mich., 721
1933 Earl Hewitt, Erie, Pa., 724
1932 Otto Nitschke, Cleveland, 731
1931 Walter Lachowski, Erie, Pa., 712
1930 Larry Shotwell, Covington, Ky., 774
1929 Adolph Unke, Milwaukee, 728
1928 Henry Summers, St. Louis, 705
1927 William Eggars, Chicago, 706
1926 Ed Votel, Braddock, Pa., 731
1925 Al Green, Chicago, 706
1924 Harry Smyers, Pittsburgh, 749
1923 Carl Baumgartner, Cincinnati, 724
1922 Walter Lundgren, Chicago, 729
1921 Fred Smith, Detroit, 702
1920 Joe Shaw, Chicago, 713
1919 Harry Cavan, Pittsburgh, 718
1918 C.J. Styles, Detroit, 702
1917 Otto Kallusch, Rochester, N.Y., 698
1916 Sam Schlman, Toronto, 685
Bill Hueseman, Cincinnati, 685
F. Shaw, Chicago, 685
1915 Wallace Pierce, Pueblo, Colo., 711
1914 William Miller, Detroit, 675
1913 Frank Peterson, Columbus, Ohio, 693
1912 Larry Sutton, Rochester, N.Y., 679
1911 James Blouin, Chicago, 681
1910 Thomas Haley, Detroit, 705
1909 Larry Sutton, Rochester, N.Y., 691
Frank Bruggeman, Sioux City, Iowa, 691
1908 Archie Wengler, Chicago, 699
1907 Marshall Levey, Indianapolis, 624
R.T. Matak, St. Paul, Minn., 624
1906 Frank Favour, Oshkosh, Wis., 669
1905 C.M. Anderson, St. Paul, Minn., 651
1904 Martin Kern, St. Louis, 647
1903 Dan Jones, Milwaukee, 683
1902 Fred Strong, Chicago, 649
1901 Frank Briell, Chicago, 648

DOUBLES **REGULAR**

2024 Shawn Evans, Titusville, Fla., and Nicholas Fisher, Palm Bay, Fla., 1,531
2023 DeeRonn Booker, Albuquerque, N.M., and Mark Curtis Jr., Chattanooga, Tenn., 1,482
2022 Kyle Krol, Tinley Park, Ill., and Kyle Damon, Orland Park, Ill., 1,522
2021 Chris Pierson, West Bend, Wis./David Labinski, Milwaukee, 1,466
2019 Cottie Holbek, Burlington, Wis., and Steven Fisher, Winthrop Harbor, Ill., 1,478
2018 Richard Eighme, Waterloo, Iowa, and AJ Chapman, St. Paul, Minn., 1,457
2017 Zachary Hattori, Henderson, Nev., and Michael Coffey, Melbourne, Fla., 1,478
2016 Greg Thomas, Irmo, S.C., and Christopher Hill, Franklin, Wis., 1,401
2015 Mark Sleeper Jr., Kaufman, Texas, and Anthony Simonsen, Princeton, Texas, 1,409
2014 Clark Poelzer and Carl Poelzer, Arden Hills, Minn., 1,465

2013 Brian Burkhardt, St. Louis, and Rick Gatlin, Eureka, Mo., 1,440
2012 Matt McNiel, Prior Lake, Minn., and Charles Vashaw, Deephaven, Minn., 1,489
2011 Chad Reiffer, Kentwood, Mich., and Brandon Tarabek, Grand Rapids, Mich., 1,497
2010 John Kreyer Jr., Fridley, Minn., and Steve Bohn, Norwood, Minn., 1,514
2009 Brenda Edwards and Stephen Padilla, Mansfield, Texas, 1,566
2008 John Socha, Oak Creek, Wis., and Dennis Rakauskas, Apopka, Fla., 1,467
2007 Jonathan Masur, West Orange, N.J., and Jeffrey Butler, Garfield, N.J., 1,544
2006 Bobby Stives, El Paso, Texas, and Paul Yoder, Albuquerque, N.M., 1,497
2005 Steve Richter, Sheboygan Falls, Wis., and Jeff Richgels, Oregon, Wis., 1,500
2004 Mike Vasey and Joseph Crocco, Racine, Wis., 1,477
2003 Derek Sapp, Keokuk, Iowa, and Sean Rash, Anchorage, Alaska, 1,540
2002 Fred Mattson, Tacoma, Wash., and Chris Warren, Puyallup, Wash., 1,534
2001 Gregg Zicha, Glen Ellyn, Ill., and Bob Udseth, Rolling Meadows, Ill., 1,449
2000 Billy Seprodi, Indianapolis and Jim O'Connor, Greenwood, Ind., 1,534
1999 Dale Traber, Cedarburg, Wis., and Ryan Lever, Waterford, Wis., 1,506
1998 Keith Klenck and Rick Hara, Chicago, 1,455
1997 Paul Zuehlke and Rob Stueber, Oshkosh, Wis., 1,464
1996 Jamie Burke, Loveland, Ohio, and Drew Hauck, Finneytown, Ohio, 1,508
1995 Michael Wambold and Scott Kruppenbacher, Rochester, N.Y., 1,486
1994 Dean Distin and Mike Tryniski, Fulton, N.Y., 1,468
1993 Rick Fangman, Gilbertville, Iowa, and Darrin Lindsey, Vinton, Iowa, 1,498
Dave Gallery and Terry Saccone, Cincinnati, 1,498
Ron Wilde and Randy Wilde, Green Bay, Wis., 1,498
1992 Dave Bernhardt and Gene Stus, Detroit, 1,487
1991 Jimmy Johnson, Columbus, Ohio, and Dan Nadeau, Las Vegas, 1,505
1990 Bob Ujvari and Mike Neumann, Buffalo, 1,448
1989 Gary Daroszewski and Gus Yannaras, Milwaukee, 1,499
1988 Mark Lewis and Mark Jensen, Wichita, Kan., 1,450
1987 Ray Betchkal and Dennis Schlichting, Racine, Wis., 1,380
1986 Don Cook, Milwaukee and Bob Larson, Kenosha, Wis., 1,418
1985 Howard Higby and Clyde Gibson, Lake Jackson, Texas, 1,366
1984 Chris Cobus and John Megna, Milwaukee, 1,383
1983 Rick McCardy and Tony Loiacano, Detroit, 1,382
1982 Rich Wonders, Racine, Wis., and Darold Meisel, Milwaukee, 1,364
1981 Jim Kontos, Munster, Ind., and Al Bruder, Chicago, 1,362
Ted Hannahs, Zanesville, Ohio, and Bob Blaney, Cambridge, Ohio, 1,362
1980 Ron Thacker and Bob Bures, Cleveland, 1,378
1979 Mike Turnbull and Jack Wilson, Akron, Ohio, 1,388
1978 Bob Kulaszewicz and Don Gazzana, Milwaukee, 1,352
1977 Bob Roy, Denver and Walt Roy, Glenwood Springs, Colo., 1,318
1976 Fred Willen Sr. and Gary Voss, St. Louis, 1,356
1975 Bob Metz and Steve Partlow, Dayton, Ohio, 1,360
1974 Chuck Sunseri and Bob Hart, Detroit, 1,419
1973 Jamie Brooks and Jim Paine, Houston, 1,337
1972 Jerry Nutt and Bill Stanfield, Grand Rapids, Mich., 1,350
1971 Tony Maresca and Bill Haley, Phoenix, 1,330
1970 Dick Selgo and Don Bredehoff, Toledo, Ohio, 1,371
1969 Robert Maschmeyer and Charles Guedel, Indianapolis, 1,379
1968 Richard Stark and Walt Roy, Glenwood Springs, Colo., 1,325
1967 Mark Kuglitsch and Ron Wheeler, Milwaukee, 1,357
1966 Tony Loiacano and Bob Kwiecien, Detroit, 1,351
1965 Buzz Bosler and Dan Slak, Milwaukee, 1,300



1964 Pat Russo and Tony Russo, Teaneck, N.J., 1,343
 1963 Wilford (Bus) Oswalt and Gerry Schmidt, Fort Wayne, Ind., 1,337
 1962 John Gribin and Gary Madison, Riverside, Calif., 1,376
 1961 Joseph Macaluso and Eugene Hering, Irvington, N.J., 1,342
 1960 Andy Marzich and Dick Jensen, Los Angeles, 1,369
 1959 Barney Vehige and Gilbert (Gib) Fischbach, St. Louis, 1,372
 1958 John (Bill) Tucker and Jim Vrenick, St. Louis, 1,414
 1957 Ronald Jones and Joe Meszaros, Sterling, Ohio, 1,369
 1956 Bill Lillard and Stan Gifford, Chicago, 1,331
 1955 Harry Zoeller and George Pacropis, Wilkes-Barre, Pa., 1,365
 1954 Don McClaren, St. Louis and Billy Welu, Houston, 1,335
 1953 Edward Koopp and Joe Kissoff, Cleveland, 1,339
 1952 John Klares and Steve Nagy, Cleveland, 1,453
 1951 Bob Benson and Eddie Marshall, Lansing, Mich., 1,334
 1950 Willis Ebosh and Earl Linsz, Cleveland, 1,325
 1949 Donald Van Boxel, Green Bay, Wis., and Gene Bernhardt, Sturgeon Bay, Wis., 1,332
 1948 James Towns and William Sweeney, Chicago, 1,361
 1947 Edward Doerr Jr. and Len Springmeyer, St. Louis, 1,356
 1946 John Gworek and Henry Kmidowski, Buffalo, 1,360
 1942 Edward Nowicki and George Baier, Milwaukee, 1,377
 1941 William Lee and Ray Farness, Madison, Wis., 1,346
 1940 Herbert Freitag and Joe Sinke, Chicago, 1,346
 1939 Philip Iuss and Murray Fowler, Steubenville, Ohio, 1,405
 1938 Don Johnson and Fonnies Snyder, Indianapolis, 1,337
 1937 Virgil Gibbs, Kansas City, Mo., and Nelson Burton Sr., Dallas, 1,359
 1936 Anthony Slanina and Mike Straka, Chicago, 1,347
 1935 Clyde Sumerix and Harry Souers, Akron, Ohio, 1,348
 1934 George Rudolph and John Ryan, Waukegan, Ill., 1,321
 1933 Gil Zunker and Frank Benkovic, Milwaukee, 1,415
 1932 Frank Benkovic and Charley Daw, Milwaukee, 1,358
 1931 Edward Rafferty and Charles Reilly, Philadelphia, 1,316
 1930 James Divine and George Heup, Beloit, Wis., 1,339
 1929 Walter Klecz and Peter Butler, Chicago, 1,353
 1928 Henry Will and Joe Hradek, Chicago, 1,363
 1927 Michael Flick and Frank Snyder, Erie, Pa., 1,317
 1926 Charles Aston and Phil Young, Akron, Ohio, 1,355
 1925 Fred Gardella and Fred Tocco, Detroit, 1,355
 1925 Ed Schupp and Ed Karich, Chicago, 1,318
 1924 Harry Thoma and Clarence Thoma, Chicago, 1,380
 1923 Charley Daw and Finnis Wilson, Milwaukee, 1,358
 1922 Chris Spinella and Barney Spinella, New York, 1,336
 1921 Otto Kallusch and Art Schieman, Rochester, N.Y., 1,314
 1920 Marv Erickson and Edward Krems, Chicago, 1,301
 1919 Otto Kallusch and Ernie Barnes, Rochester, N.Y., 1,305
 1918 Harry Steers and Fred Thoma, Chicago, 1,335
 1917 G. Satorius and William Holzschuh, Peoria, Ill., 1,346
 1916 Frank Thoma and Hank Marino, Chicago, 1,279
 1915 Harold Allen and Ray Allen, Detroit, 1,297
 1914 John Negley and D. H. Van Ness, Newark, N.J., 1,245
 1913 Peter Schultz and John Koster, Newark, N.Y., 1,291
 1912 N.P. Owen and Phil Sutton, Louisville, Ky., 1,259
 1911 W.M. Hartley and Louis Seiler, East Liverpool, Ohio, 1,246
 1910 Al Daiker and Ed Wetterman, Cincinnati, 1,231
 1909 Al Schwoegler and Tony Schwoegler, Madison, Wis., 1,304
 1908 James Chalmers and Henry Kiene, Chicago, 1,254
 1907 E.G. Richter and E. Bigley, Louisville, Ky., 1,164
 1906 J.N. Reed and Earl Dresbach, Columbus, Ohio, 1,247
 1905 Ed Stretch and Robert Rolfe, Chicago, 1,213
 1904 H.H. Krause and C. H. Spies, Washington, 1,184
 1903 Harry Collin and Kip Selbach, Columbus, Ohio, 1,227
 1902 Jim McClean and Harry Steers, Chicago, 1,237
 1901 John Voorhies and Charles Starr, New York City, 1,203

ALL-EVENTS REGULAR

2024 Derek Magno, Cicero, N.Y., 2,255
 2023 Nick Kruml, St. Peters, Mo., 2,242
 2022 Brian Waliczek, Frankenmuth, Mich., 2,241
 2021 Chris Via, Blacklick, Ohio, 2,303
 2019 Ryan Mouw, Muskegon, Mich., 2,156
 2018 Kurt Pilon, Warren, Mich., 2,186
 2017 Brad Angelo, Lockport, N.Y., 2,176
 2016 Brandon Novak, Chillicothe, Ohio, 2,133
 2015 Matt McNiel, Prior Lake, Minn., 2,226
 2014 Anthony LaCaze, Melrose Park, Ill., 2,273
 2013 John Sczerbinski, North Tonawanda, N.Y., 2,228
 2012 Matt McNiel, Prior Lake, Minn., 2,202
 2011 Matt Weggen, Muscatine, Iowa, 2,268

2010 Matt McNiel, Chanhassen, Minn., 2,326
 2009 Ron Vokes, Racine, Wis., 2,321
 2008 Jay Futrell, Derby, Kan., 2,183
 2007 Mike Rose Jr., West Henrietta, N.Y., 2,198
 2006 Dave Mitchell, Farmington, Minn., 2,189
 2005 Scott Craddock, Allen, Texas, 2,131
 2004 John Janawicz, Winter Haven, Fla., 2,224
 2003 Steve Kloempken, Ogden, Utah, 2,215
 2002 Stephen Hardy, Manchester, N.H., 2,279
 2001 D.J. Archer, Amarillo, Texas, 2,219
 2000 Roy Daniels, El Paso, Texas, 2,181
 1999 Tommy Jones, Greenville, S.C., 2,158
 1998 Chris Barnes, Wichita, Kan., 2,151
 1997 Jeff Richgels, Oregon, Wis., 2,241
 1996 Scott Kurtz, Somerset, N.J., 2,224
 1995 Jeff Kwiatkowski, Maumee, Ohio, 2,194
 1994 Tom Holt, Lubbock, Texas, 2,219
 1993 Jeff Nimke, Oshkosh, Wis., 2,254
 1992 Mike Tucker, Fountain Valley, Calif., 2,158
 1991 Tom Howery, Madison, Wis., 2,216
 1990 Mike Neumann, Buffalo, 2,168
 1989 George Hall, Mundelein, Ill., 2,227
 1988 Rick Steelsmith, Wichita, Kan., 2,053
 1987 Ryan Shafer, Elmira, N.Y., 2,044
 1986 Ed Marzka, Detroit, 2,116
 1985 Barry Asher, Anaheim, Calif., 2,033
 1984 Bob Goike, Detroit, 2,142
 1983 Tony Cariello, Chicago, 2,059
 1982 Rich Wonders, Racine, Wis., 2,076
 1981 Rod Toft, St. Paul, Minn., 2,107
 1980 Steve Fehr, Cincinnati, 2,076
 1979 Bob Basacchi, Detroit, 2,097
 1978 Chris Cobus, Milwaukee, 1,994
 1977 Bud Debenham, Los Angeles, 2,117
 1976 Jim Lindquist, Minneapolis, 2,071
 1975 Bobby Meadows, Dallas, 2,033
 1974 Bob Hart, Detroit, 2,087
 1973 Ron Woollet, Louisville, Ky., 2,104
 1972 Mac Lowry, Seattle, 2,026
 1971 Al Cohn, Chicago, 2,063
 1970 Mike Berlin, Muscatine, Iowa, 2,004
 1969 Eddie Jackson, Cincinnati, 1,988
 1968 Vince Mazzanti, Philadelphia, 1,971
 1967 Gary Lewis, Chicago, 2,010
 1966 John Wilcox, Williamsport, Pa., 2,004
 1965 Tom Hathaway, Los Angeles, 1,922
 1964 Les Zikes, Chicago, 2,001
 1963 Wilford (Bus) Oswalt, Fort Wayne, Ind., 2,055
 1962 Billy Young, Tulsa, Okla., 2,015
 1961 Luke Karan, Detroit, 1,960
 1960 Vince Lucci, Trenton, N.J., 1,985
 1959 Ed Lubanski, Detroit, 2,116
 1958 Al Faragalli, Paterson, N.J., 2,043
 1957 Jim Spalding, Louisville, Ky., 2,088
 1956 Bill Lillard, Chicago, 2,018
 1955 Fred Bujack, Detroit, 1,993
 1954 Brad Lewis, Ashland, Ohio, 1,985
 1953 Frank Santore, New York, 1,994
 1952 Steve Nagy, Cleveland, 2,065
 1951 Tony Lindemann, Detroit, 2,005
 1950 Frank Santore, New York, 1,981
 1949 John Small, Chicago, 1,941
 1948 Ned Day, Milwaukee, 1,979
 1947 Junie McMahon, Chicago, 1,965
 1946 Joe Wilman, Chicago, 2,054
 1942 Stanley Moskal, Saginaw, Mich., 1,973
 1941 Harold Kelly, South Bend, Ind., 2,013
 1940 Fred Fischer, Buffalo, 2,001
 1939 Joe Wilman, Chicago, 2,028
 1938 Donald Beatty, Jackson, Mich., 1,978
 1937 Max Stein, Belleville, Ill., 2,070
 1936 John Murphy, Indianapolis, 2,006
 1935 Ora Mayer, San Francisco, 2,022
 1934 Walter Reppenhagen, Detroit, 1,972
 1933 Gil Zunker, Milwaukee, 2,060
 1932 Hugh Stewart, Cincinnati, 1,980
 1931 Mike Mauser, Youngstown, Ohio, 1,966
 1930 George Morrison, Chicago, 1,985
 1929 Otto Stein Jr., St. Louis, 1,974
 1928 Phil Wolf, Chicago, 1,937
 1927 Barney Spinella, New York, 2,014
 1926 Harry Gerloski, Detroit, 1,981
 1925 Clarence Long, Buffalo, 1,977
 1924 A.F. Weber, Elizabeth, N.J., 1,975
 1923 William Knox, Philadelphia, 2,019
 1922 Barney Spinella, New York, 1,999

1921 Art Schieman, Rochester, N.Y., 1,909
 1920 Jimmy Smith, Milwaukee, 1,915
 1919 Mort Lindsey, New Haven, Conn., 1,933
 1918 Harry Steers, Chicago, 1,959
 1917 H. Miller, Detroit, 1,945
 1916 Frank Thoma, Chicago, 1,919
 1915 Matty Faetz, Chicago, 1,876
 1914 William Miller, Detroit, 1,897
 1913 Ed Hermann, Cleveland, 1,972
 1912 Phil Sutton, Louisville, Ky., 1,843
 1911 Jimmy Smith, Buffalo, N.Y., 1,919
 1910 Thomas Haley, Detroit, 1,961
 1909 James Blouin, Chicago, 1,885
 1908 Russ Crable, E. Liverpool, Ohio, 1,924
 1907 H.C. Ellis, Grand Rapids, Mich., 1,775
 1906 J.T. Peacock, Indianapolis, 1,794
 1905 Jack Reilly, Chicago, 1,791
 1904 Martin Kern, St. Louis, 1,804
 1903 Fred Strong, Chicago, 1,896
 1902 John Koster, New York, 1,841
 1901 Frank Briell, Chicago, 1,736

TEAM REGULAR

2024 Before the 1st Frame #4, Huntersville, N.C., 3,373
 2023 Riding Kenny's Coattails, Cincinnati, 3,578
 2022 Storm Products Inc. 1, Alva, Fla., 3,486
 2021 Before the 1st Frame, Battleboro, N.C., 3,400
 2019 Higgy's Aquarium, Westerville, Ohio, 3,362
 2018 S&B Pro Shop 1, Warren, Mich., 3,322
 2017 Team NABR, Fairport, N.Y., 3,266
 2016 BowersBowlingTour.com, Wichita, Kan., 3,377
 2015 Team NABR, West Henrietta, N.Y., 3,368
 2014 Artistic Expressions 1, Oklahoma City, 3,720
 2013 Lodge Lanes Too, Orlando, Fla., 3,538
 2012 Nicholas J's Pro Shop 2, La Crosse, Wis., 3,401
 2011 Turbo 2-N-1 Grips 1, Madison, Wis., 3,473
 2010 Bowlers Edge Pro Shop, Neenah, Wis., 3,408
 2009 Linds Limited, Milwaukee, 3,449
 2008 Team Tilt, Lawrence, Kan., 3,374
 2007 Lava Lanes, Medford, Ore., 3,405
 2006 Browning Pontiac, Cincinnati, 3,496
 2005 KR Strikeforce, Decatur, Ill., 3,302
 2004 S&B Pro Shop #1, Clinton Township, Mich., 3,268
 2003 Bowlers Edge Pro Shop, Menasha, Wis., 3,294
 2002 Bruno's Pizza, Lafayette, Ind., 3,473
 2001 Joliet Town & Country Lanes, Joliet, Ill., 3,273
 K J Excavating, Toledo, Ohio, 3,273
 2000 Team 8 Ball, Medford, Ore., 3,513
 1999 Zawadzki Jewelers, Buffalo, N.Y., 3,336
 1998 Drilling's Amoco, Milwaukee, 3,361
 1997 Dan Ottoman Enterprises, Troy, Mich., 3,379
 1996 Trout's Minnows, Spokane, Wash., 3,473
 1995 Arden Lanes, Seattle, 3,387
 1994 Bluemound Bowl, Milwaukee, 3,305
 1993 Bruegger's Bagels No. 1, Albany, N.Y., 3,537
 1992 Coors Light, Reading, Pa., 3,344
 1991 Tri-State Lanes, Chattanooga, Tenn., 3,410
 1990 Brunswick Rhinos No. 1, Buffalo, 3,201
 State Farm-Lou Magic Agency, Detroit, 3,201
 Chilton Vending, Wichita, Kan., 3,481
 1988 Minnesota Loons No. 1, St. Paul, Minn., 3,152
 1987 Sound Track, Salamanca, N.Y., 3,197
 1986 Faball Enterprises No. 2, Milwaukee, 3,253
 1985 Terry's Pro Shop, Solon, Ohio, 3,233
 1984 Minnesota Loons No. 1, St. Paul, Minn., 3,228
 1983 Doug Heim's Niagara Frontier Bowling Supply, Niagara Falls, N.Y., 3,286
 1982 Carl's Bowlers Paddock, Cincinnati, 3,268
 1981 Strachota's Milshore Bowl, Milwaukee, 3,188
 1980 Stroh's Beer, Detroit, 3,119
 1979 Hal Lieber Trophies, Gary, Ind., 3,202
 1978 Berlin's Pro Shop, Muscatine, Iowa, 3,077
 1977 Rendel's GMC, Joliet, Ill., 3,075
 1976 Andy's Pro Shop, Tucson, Ariz., 3,187
 1975 Roy Black Chrysler, Cleveland, 3,234
 1974 Olympia Beer, Omaha, Neb., 3,186
 1973 Thelma Masters, Louisville, Ky., 3,118
 1972 Hamm's Beer, Minneapolis, 3,101
 1971 Carter Tool & Die, Rochester, N.Y., 3,238
 1970 Hamm's Beer, Minneapolis, 3,243
 1969 PAC Advertising, Lansing, Mich., 3,165
 1968 Dave's Auto Supply, Philadelphia, 3,084
 1967 Pinky's Bowl, Milwaukee, 3,327
 1966 Plaza Lanes, Sault Ste. Marie, Ontario, 3,066
 1965 G&C McDermitt, Pittsburgh, 3,074



1964 300 Bowl, Pontiac, Mich., 3,117
 1963 Old Fitzgerald, Chicago, 3,180
 1962 Strike 'n Spare, Chicago, 3,128
 1961 Meyerland Builders, Houston, 3,134
 1960 A&A Asphalt, Detroit, 3,096
 1959 Pfeiffer Beer, Detroit, 3,243
 1958 Falstaff Beer, St. Louis, 3,210
 1957 Peter Hand Beer, Chicago, 3,126
 1956 Falstaff Beer, Chicago, 3,092
 1955 Pfeiffer Beer, Detroit, 3,136
 1954 Tri-Par Radio Co., Chicago, 3,226
 1953 Pfeiffer Beer, Detroit, 3,181
 1952 E&B Beer, Detroit, 3,115
 1951 C.B. O'Malley Inc., Chicago, 3,070
 1950 Pepsi-Cola, Detroit, 2,952
 1949 Jimmie Smith's, South Bend, Ind., 3,027
 1948 Washington Shirts, Chicago, 3,007
 1947 Eddie & Earl Linsz, Cleveland, 3,032
 1946 Llo-Da-Mar Bowl, Santa Monica, Calif., 3,023
 1942 Budweiser, Chicago, 3,131
 1941 Vogel Brothers, Chicago, 3,065
 1940 Monarch Beer, Chicago, 3,047
 1939 Fife Electric Supply, Detroit, 3,151
 1938 Birk Bros., Chicago, 3,234
 1937 Krakow Furniture Co., Detroit, 3,118
 1936 Falls City Hi-Bru, Indianapolis, 3,089
 1935 Wolfe Tire Service, Niagara Falls, N.Y., 3,029
 1934 Stroh's Bohemian Beer, Detroit, 3,089
 1933 Flaig's Opticians, Covington, Ky., 3,021
 1932 Jefferson Clothiers, Dayton, Ohio, 3,108
 1931 S&L Motors, Chicago, 3,013
 1930 Graff & Sons, Kalamazoo, Mich., 3,100
 1929 Hub Recreation, Joliet, Ill., 3,063
 1928 Oh Henry Candy, Chicago, 3,057
 1927 Tea Shops, Milwaukee, 3,199
 1926 Castany, Chicago, 3,063
 1925 Weissner Blue Ribbons, Buffalo, 3,023
 1924 Herb's Indians, Cleveland, 3,044
 1923 Nelson Mitchells, Milwaukee, 3,139
 1922 Lincoln Life Insurance, Fort Wayne, Ind., 2,998
 1921 Saunders, Toronto, 3,066
 1920 Brucks No. 1, Chicago, 3,096
 1919 Athearn Hotel, Oshkosh, Wis., 2,992
 1918 Aquilas Cigars, St. Paul, Minn., 3,022
 1917 Birk Bros., Chicago, 3,061
 1916 Commodore Barry, Chicago, 2,905
 1915 Barry-Ketteler, Chicago, 2,907
 1914 New Haven, New Haven, Conn., 2,944
 1913 Flor de Knispel, St. Paul, Minn., 3,006
 1912 Brunswick All Stars, New York, 2,904
 1911 Flenners, Chicago, 2,924
 1910 Cosmos, Chicago, 2,880
 1909 Lipman, Chicago, 2,962
 1908 Bond, Columbus, Ohio, 2,927
 1907 Furniture City, Grand Rapids, Mich., 2,775
 1906 Century, Chicago, 2,794
 1905 Gunther No. 2, Chicago, 2,795
 1904 Anson's, Chicago, 2,737
 1903 O'Leary, Chicago, 2,819
 1902 Fidelia, New York, 2,792
 1901 Standard, Chicago, 2,720

TEAM ALL-EVENTS

(This championship, started in 1947, honors a five-man team for its combined individual all-events totals. There is no cash prize in the division).

2024 Higgy's Aquarium, Lewis Center, Ohio, 10,226
 2023 K and J Finishing 1, Carpentersville, Ill., 10,394
 2022 DiLaura Brothers 1, Clinton Township, Mich., 10,585
 2021 Bowl U, Kenmore, N.Y., 9,958
 2019 Mento Produce, Syracuse, N.Y., 9,983
 2018 Red Carpet Lanes, Greenfield, Wis., 10,252
 2017 Team NABR, Fairport, N.Y., 9,957
 2016 Higgy's Aquarium, Westerville, Ohio, 10,041
 2015 Junior Team USA Support 1, Las Vegas, 10,064
 2014 Janz's H.I., Beaver Dam, Wis., 10,363
 2013 Junior Team USA Support 1, Mansfield, Texas, 10,247
 2012 S&B Pro Shop 1, Clinton Township, Mich., 9,954
 2011 K&K Bowling Services 5, Las Vegas, 10,283
 2010 Northern Lanes Pro Shop, Sanford, Mich., 10,284
 2009 Linds Limited, Milwaukee, 10,372
 2008 Fox Bowl 2, Wheaton, Ill., 10,025
 2007 Browning Pontiac, Eminence, Ky., 10,071
 2006 Linds Lakers 1, Minneapolis, 9,940
 2005 Smith Barney 1, Madison, Wis., 9,698
 2004 Top of the Line Pool Service, Clearwater, Fla., 9,730

2003 Hawthorn Lanes, Round Lake, Ill., 9,971
 2002 Linds Lakers No. 1, Minneapolis, 10,339
 2001 Team USA Support No. 2, Sioux Falls, S.D., 9,807
 2000 Linds Limited, Milwaukee, Wis., 10,058
 1999 Ottman Enterprises, Troy, Mich., 9,919
 1998 Lodge Lanes, Belleville, Mich., 10,421
 1997 Lodge Lanes, Belleville, Mich., 10,293
 1996 Pollard's Bowl, Versailles, Ind., 10,425
 1995 J.W.'s All-Stars, Boca Raton, Fla., 9,893
 1994 National Clean Way, Syracuse, N.Y., 9,808
 1993 Sam's Town No. 1, Las Vegas, 10,353
 1992 Reeb's Funeral Home, Toledo, Ohio, 9,939
 1991 Nadeau's Pro Shop, Las Vegas, 10,099
 1990 Brunswick Rhinos No. 2, Buffalo, N.Y., 10,025
 1989 Browning Pontiac No. 2, Cincinnati, 10,107
 1988 Chilton Vending, Wichita, Kan., 9,688
 1987 Murdock Machine, No. 1, Detroit, 9,185
 1986 Faball Enterprises, No. 1, Milwaukee, 9,614
 1985 Minnesota Loons No. 1, St. Paul, Minn., 9,343
 1984 Pony Express Lanes, St. Joseph, Mo., 9,343
 1983 Minnesota Loons No. 1, St. Paul, Minn., 9,562
 1982 Kendor Corp. No. 1, Milwaukee, 9,358
 1981 Kendor Corp. No. 1, Milwaukee, 9,498
 1980 Cook County Tobacco No. 2, Chicago, 9,695
 1979 Chadwick Studio, Houston, 9,628
 1978 Hal Lieber Trophies, Gary, Ind., 9,553
 1977 ABC Lanes-West, Mechanicsburg, Pa., 9,049
 1976 Tournament Bowler's Ledger, Fort Wayne, Ind., 9,017
 1975 Rusty Nail, Minneapolis, 9,375
 1974 Bison Sausage, Buffalo, N.Y., 9,282
 1973 Goebel Beer, Detroit, 9,574
 1972 Skyway Lanes, Chicago, 9,316
 1971 Kenmore & Village Lanes, Seattle, 9,175
 1970 Hilton Shirts, Chicago, 9,157
 1969 ABC Lanes-East, Harrisburg, Pa., 9,264
 1968 L&L Motor Supply, Sioux Falls, S.D., 9,172
 1967 Cascade Natural Gas, Seattle, 9,151
 1966 Alexander & Hornung, Detroit, 9,328
 1965 Dr. E. Weinberg, Chicago, 9,131
 1964 Hamm's Beer, Minneapolis, 9,053
 1963 Old Fitzgerald, Chicago, 9,351
 1962 First Federal, Fort Wayne, Ind., 9,335
 1961 Jones Dairy, Kingston, N.Y., 9,155
 1960 Adjust-A-Grip, Toledo, Ohio, 9,062
 1959 Buddy Simon Sign Co., Cleveland, 9,298
 1958 Pfeiffer Beer, Detroit, 9,561
 1957 Falstaff Beer, St. Louis, 9,608
 1956 Mando Photo, St. Paul, Minn., 9,451
 1955 Falstaff Beer, Chicago, 9,176
 1954 Pfeiffer Beer, Detroit, 9,449
 1953 Tri-Par Radio, Chicago, 9,224
 1952 Pfeiffer Beer, Detroit, 9,479
 1951 Radiart Corp., Cleveland, 9,343
 1950 Stroh's Beer, Detroit, 9,506
 1949 E&B Beer, Detroit, 8,978
 1948 E&B Beer, Detroit, 9,041
 1947 Knudten Paint, Milwaukee, 9,181
 1946 Monarch Beer, Chicago, 9,205

STANDARD DIVISION

(The Standard Division was introduced in 1917. The division is between the Regular (210 and above) and Classified (180 and below) Divisions, featuring bowlers with entering averages of 181-209).

SINGLES STANDARD

2024 Michael Humphrys, Milwaukie, Ore., 745
 2023 Michelle Dabkowski, Lexington, S.C., 715
 2022 Sky Gettys, Thornville, Ohio, 763
 2021 Mark Wojtusik, Chandler, Ariz., 711
 2019 Cody Morrow, Eugene, Mo., 690
 2018 Ted Rybalek, South Elgin, Ill., 707
 2017 Thorsten Przychocki, Sebring, Fla., 704

DOUBLES STANDARD

2024 Shane Goldermann, Ault, Colo., and Gary Goldermann, Keenesburg, Colo., 1,319
 2023 Damon Horst, Oswego, Ill., and Ryan Liddell, Palos Hills, Ill., 1,261
 2022 Richard Oakes Jr., Fresno, Calif., and Joe Loper, Cottonwood, Ariz., 1,362
 2021 William Matovina, Clearwater, Fla./Christopher Davis, Winter Haven, Fla., 1,266
 2019 Jeremy Delby, Park Forest, Ill., and Gregory Mollett Jr., Homewood, Ill., 1,274
 2018 Jeffrey Krywcum and Michael Krywcum, Buffalo,

N.Y., 1,203

Chad Green and Chad Queen, Athens, Tenn., 1,203
 2017 Robert Tonelli, Henderson, Nev./Stuart Sheck, Germantown, Md., 1,236

ALL-EVENTS STANDARD

2024 Matt Garcia, Long Beach, Calif., 2,003
 2023 Matthew Grunzke, Albert Lea, Minn., 1,926
 2022 Dustin Sword, Rittman, Ohio, 1,994
 2021 Michael Hamilton, Davenport, Iowa, 1,942
 2019 Jenny Wonders, Roscoe, Ill., 1,876
 2018 Alex Houston, Rochester, Minn., 1,855
 2017 Rusty Johnston, Austin, Texas, 1,915

TEAM STANDARD

2024 Team Bel Aire Drive, Mequon, Wis., 2,848
 2023 Irvine Team 1, Corona, Calif., 3,016
 2022 JW's All Stars, Wellington, Fla., 3,132
 2021 Proformance Team 2, Clermont, Fla., 3,086
 2019 Shawn Blanton Team 2, Owensboro, Ky, 2,870
 2018 The Bowlers ER Tres, Des Plaines, Ill., 2,843
 2017 Minnesota Select Sires 1, Fergus Falls, Minn., 2,922

CLASSIFIED/BOOSTER DIVISION

(The Booster Division began in 1916. Until 1936, teams in the division were confined to the host city area. In 1937, the division was opened to the entire membership and champions formally were declared. In 1999, the name was changed to Classified).

SINGLES CLASSIFIED

2024 Jason Sarno, Erie, Colo., 633
 2023 Bobby Johnson, Villa Rica, Ga., 657
 2022 Ronald Hilliard, Lancaster, Calif., 665
 2021 Barry Mortimeyer, Roseville, Calif., 674
 2019 Jay Stratton, West Valley, Utah, 653
 2018 Jochen Rehbein, Lindenfels, Germany, 622
 2017 Wiley Collins, Winter Springs, Fla., 652
 2016 Chet Wigal III, Groveport, Ohio, 661
 2015 Patty Turner, Oak Lawn, Ill., and David Berky, Ely, Nev., 642
 2014 William Hawkins, Houston, 669
 2013 George Atkinson Jr., Henderson, Nev., 663
 2012 Joel Fee, Pella, Iowa, 655
 2011 Glen Brown, Renton, Wash., 690
 2010 David Ackerman, Lena, Ill., 688
 2009 Vernon Daniels, Hamilton, Bermuda, 692
 2008 Jack Wilson, Centerville, Md., 704
 2007 Lenny Boogaard, Osakis, Minn., 673
 2006 Shawn Fisher, Albuquerque, N.M., 684
 2005 Wesley Turner, Columbus, Ohio, 699
 2004 Ryan Downs, Newnan, Ga., 694
 2003 George Blackburn, Salisaw, Okla., 700
 2002 Bob Winston, Lexington, N.C., 695
 2001 Kevin Noble, Elmwood, Ill., 691
 2000 Frank Jilek, Burbank, Calif., 722
 1999 William Burnett, Greer, S.C., 760

DOUBLES CLASSIFIED

2024 Punsal Grish, Aurora, Colo., and James Bayarsaikhan, Centennial, Colo., 1,149
 2023 Charles Garcia, Fremont, Calif., and Benny Sangalang, Hayward, Calif., 1,218
 2022 Joseph Costa Jr., Chicago, and Miguel Sanchez, Oak Park, Ill., 1,204
 2021 Sonia Holguin/Thomas Holguin, Northlake, Texas, 1,211
 2019 Eric Cooke and Amber Piper, Buckeye, Ariz., 1,135
 2018 Jessica Archer, Portland, Maine, and Edward Cotter, Levant, Maine, 1,116
 2017 Dustin Keener, Cleveland, Ga., and John Carter, Toccoa, Ga., 1,133
 2016 David Hjelm, Wheaton, Minn., and Gary Sundby Jr., Dalton, Minn., 1,155
 2015 Vicky Pollard and Jamie Pollard, Versailles, Ind., 1,162
 2014 Chad Razink, Clontarf, Minn., and Paul Beyer, Benson, Minn., 1,222
 2013 Jose Rivera, New Sharon, Iowa, and Ronnie Licht, Montezuma, Iowa, 1,209
 2012 Timothy Luken, Gettysburg, S.D., and Randy Tennant, Onida, S.D., 1,231
 2011 Gary Weldon, Temple City, Calif., and Velvet Sanderson, Norco, Calif., 1,223
 2010 Daphene and Mark Thompson, Snyder, Texas, 1,207
 2009 Robert Carter and Michael Warren, Clinton, N.C., 1,250



2008 Jacqueline Snyder and Bill Calhoon, Cooksville, Ill., 1,282
2007 Frank Smyle Jr., Reeder, N.D., and Jesse Smyle, Bowman, N.D., 1,287
2006 David Clauss, Chicago and Robert Tukker Jr., Mount Prospect, Ill., 1,248
2005 Larry Albers, Van Home, Iowa, and Terry Henkle, Garrison, Iowa, 1,225
2004 Kent Smallcomb, Kearney, Neb., and Larry Harrington, Whitehall, Mont., 1,245
2003 Slim Slater, Federal Way, Wash., and Ray Burke, Gig Harbor, Wash., 1,300
2002 Ralph Spencer, Des Plaines, Ill., and Tom Mangan, Schaumburg, Ill., 1,266
2001 Christina Singh and Darrell Moore, Pinole, Calif., 1,266
2000 Gary Dominguez and Tim Sievert, Grove, Okla., 1,285
1999 Thomas Scott and Larry Sifton, Lafayette, La., 1,263

ALL-EVENTS CLASSIFIED

2024 Aider Xiong, Maplewood, Minn., 1,729
2023 Doug Willmann, Olivette, Mo., 1,753
2022 Andrew Hall, Safety Harbor, Fla., 1,857
2021 Michael Martinez, Cicero, Ill., 1,800
2019 Kyle O'Meara, Peoria, Ariz., 1,732
2018 Isaac Wake, Versailles, Ind., 1,754
2017 Lawrence Brossett, Natchitoches, La., 1,745
2016 Trudy Koberlein, Georgetown, Texas, 1,754
2015 Marshal Lagred, Starbuck, Minn., 1,734
2014 Trevor Silva, Davis, Calif., 1,855
2013 Daniel Pero, Tacoma, Wash., 1,807
2012 Edward Swietek, Sarasota, Fla., 1,797
2011 Miguel Sanchez, Chicago, 1,853
2010 William Gibboney Jr., Douglasville, Ga., 1,819
2009 Anthony Kastle, Charlotte, N.C., 1,834
2008 Daniel Dabkowski, Columbia, S.C., 1,857
2007 Samuel Murray, Toccoa, Ga., 1,850
2006 Kirby Lomax, Gainesville, Ga., 1,861
2005 Michael Hall, Knoxville, Tenn., 1,875
2004 Luis Ortiz, Vallejo, Calif., 1,795
2003 Donald Grogan, Seneca, S.C., 1,870
2002 Joe Lemmon, Milaca, Minn., 1,940
2001 Charles Perry, Wauwatosa, Wis., 1,895
2000 Daniel Pero, Tacoma, Wash., 1,911
1999 William Burnett, Greer, S.C., 1,926

TEAM CLASSIFIED/BOOSTER

2024 Hansen Hardscapes, Alexandria, Minn., 2,607
2023 Hull Point Pursuit, Kaslof, Alaska, 2,700
2022 Fantastic Five, Corpus Christi, Texas, 2,909
2021 Mile Hy Rollers, Denver, 2,702
2019 Lynn Christianson Team 1, Twin Valley, Minn., 2,624
2018 Team Beav, Oceanside, Calif., 2,449
2017 Scotty's 8, Alexandria, Minn., 2,569
2016 U of O Alumni, Tualatin, Ore., 2,710
2015 Scotty's 3, Alexandria, Minn., 2,676
2014 Scotty's 1, Alexandria, Minn., 2,843
2013 Schmitt Reddi Mix 2, Bennett, Colo., 2,763
2012 Nite Owls, Madison Heights, Va., 2,707
2011 Paradise Lanes, Walden, Colo., 2,910
2010 Southeast Paint, Price, Utah, 2,808
2009 Exterminators, Camp Springs, Md., 2,749
2008 Cardinal Lanes, Hoisington, Kan., 2,804
2007 Roberts Repair, Pontiac, Ill., 2,845
2006 Torkelson Construction, Clarion, Iowa, 2,878
2005 Flirtin With Disaster 1, Tallahassee, Fla., 2,957
2004 Connections #3, Vallejo, Calif., 2,775
2003 Garden Center Lanes #4, Alexandria, Minn., 2,843
2002 Magic, Salisaw, Okla., 2,849
2001 Five T's, Wichita Falls, Texas, 2,889
2000 Team Superior, Arvada, Colo., 2,888
1999 CC Rollers #1, Virginia Beach, Va., 2,865
1998 Earth Service, Inc., Gowen, Mich., 2,814
1997 Pinsetter Lanes No. 1, Columbus, Miss., 2,883
1996 Canterbury Lanes No. 4, Grove, Okla., 2,829
1995 First Texas Bank, Killeen, Texas, 2,849
1994 Canterbury Lanes No. 1, Grove, Okla., 2,799
1993 Sooner Lanes, Norman, Okla., 2,891
1992 Suburban Lanes, Meade, Kan., 2,888
1991 Lewis Marine Supply, Fort Lauderdale, Fla., 2,974
1990 Pro World Pro Shop, Milwaukee, 2,934
1989 National By-Products, Wichita, Kan., 2,813
1988 Prudential Insurance, Newark, N.J., 2,749
1987 DeFazio's Stadium Grill No. 2, Niagara Falls, N.Y., 2,794
1986 The Breakers, Vancouver, British Columbia, 2,828
1985 Dr. Baur's No. 6, Milwaukee, 2,802

1984 J&D Lawn Service, Lincoln, Neb., 2,820
1983 Good Sports, Greenville, N.C., 2,824
1982 Charlotte B.A. No. 1, Charlotte, N.C., 2,734
1981 Robey Tire, Ann Arbor, Mich., 2,833
1980 Aqua Lanes, Edgerton, Minn., 2,837
1979 Swisher's Painting Service No. 2, Urbana, Ohio, 2,827
1978 Bush Pest Control, Austin, Texas, 2,741
1977 Greater Richmond B.A., Richmond, Va., 2,846
1976 T's Truckers, League City, Texas, 2,806
1975 Leisure Lanes, Kankakee, Ill., 2,929
1974 Elliott's Jesters, Peoria, Ill., 2,839
1973 Comcrudeslant, Newport, R.I., 2,854
1972 North Ave. Furniture, Grand Junction, Colo., 2,824
1971 Bay Jewelers, Norfolk, Va., 2,856
1970 Family Lanes, Butler, Pa., 2,877
1969 Colman Florist, Rock Island, Ill., 2,842
1968 Powell's Restaurant No. 1, Frankfort, Ky., 2,768
1967 Klutzes, Miami, 2,850
1966 Pat's Dairy, Rochester, N.Y., 2,834
1965 Ridge Bowl No. 1, Chicago, 2,795
1964 State Market, Hanford, Calif., 2,857
1963 New London Recreation, New London, Ohio, 2,918
1962 Carroll Lanes, Mount Carroll, Ill., 2,861
1961 Sylvania Electric, Ottawa, Ohio, 2,812
1960 Brannan Boosters No. 2, McKees Rocks, Pa., 2,822
1959 Miami Lanes, Troy, Ohio, 2,822
1958 Gleason Truers, Rochester, N.Y., 2,881
1957 Rea Cress, Junction City, Kan., 2,796
1956 Washington Grill, Rochester, N.Y., 2,791
1955 Fighting Irish, Dayton, Ohio, 2,795
1954 Washington Boat Center, Seattle, 2,847
1953 Frank's Jewelry, Chicago, 2,852
1952 Northern Trust Securities, Chicago, 2,790
1951 Mason City Tile & Marble Co., Mason City, Iowa, 2,830
1950 Temstedt, Columbus, Ohio, 2,744
1949 Brincko Bowling Lanes, New Castle, Pa., 2,799
1948 Grand Central Recreation, Detroit, 2,844
1947 Eastside Beer, Ventura, Calif., 2,709
1946 Hooker, Niagara Falls, N.Y., 2,774
1942 Skylight, Syracuse, N.Y., 2,741
1941 P.V. Fuel & Ice, Minneapolis, 2,800
1940 Barnes Scale, Detroit, 2,808
1939 Firestone Tires, Columbiana, Ohio, 2,796
1938 Dressler's Market, Chicago, 2,774
1937 Capitol Health Center, New York, 2,766
1936 Ready Mix Concrete, Indianapolis, 2,883
1935 Hamill Gruens, Lockport, N.Y., 2,716
1934 Kupper Cabs, Peoria, Ill., 2,689
1933 Independent Supply Co., Columbus, Ohio, 2,765
1932 P.M. Freight Traffic, Detroit, 2,861
1931 Courier-Express, Buffalo, 2,820
1930 Cleveland Hardware Co., Cleveland, 2,729
1929 Geo. J. Fee Co., Chicago, 2,843
1928 Eagle Bottling Works, Kansas City, 2,620
1927 Tazewell Club, Pekin, Ill., 2,617
1926 Gasiorowski Brothers, Toledo, Ohio, 2,880
1925 Bison Ice & Coal, Buffalo, N.Y., 2,795
1924 Samuelson No. 4, Chicago, 2,823
1923 Plankinton Globe, Milwaukee, 2,760
1922 Hamilton Club Reds, Chicago, 2,902
1921 Rose & Gregoire, Buffalo, N.Y., 2,787
1920 Carpenter's Union Local 183, Peoria, Ill., 2,524
1919 Waldorf Hotel, Toledo, Ohio, 2,823
1918 Cabanne, St. Louis, 2,830
1917 Centrals, Chicago, 2,693
1916 Green Seal, Toledo, Ohio, 2,777

CLASSIC DIVISION

(The Classic Division began in 1961 to separate the professional and nonprofessional entrants in the tournament. It was discontinued after 1979).

SINGLES CLASSIC

1979 Ed Biro, Kingston, N.Y., 739
1978 Bill Beach, Sharon, Pa., 701
1977 Mickey Higham, Kansas City, 801
1976 Jim Schroeder, Buffalo, N.Y., 750
1975 Les Zikes, Chicago, 710
1974 Ed DiTolla, Maywood, N.J., 747
1973 Nelson Burton Jr., St. Louis, 724
1972 Teata Semiz, River Edge, N.J., 754
1971 Victor Iwlew, Kalamazoo, Mich., 750
1970 Glenn Allison, Whittier, Calif., 730
1969 Nelson Burton Jr., St. Louis, 732

1968 Dave Davis, Phoenix, 741
1967 Lou Mandragona, Miami, 736
1966 Les Schissler, Denver, 760
1965 Bob Kennicutt, Norwalk, Calif., 697
1964 Billy Hardwick, San Mateo, Calif., 730
1963 Tom Hennessey, St. Louis, 732
1962 Bob Poole, Pueblo, Colo., 759
1961 Earl Johnson, Chicago, 733

DOUBLES CLASSIC

1979 Neil Burton and Nelson Burton Jr., St. Louis, 1,413
1978 Steve Fehr and Dave Newrath, Cincinnati, 1,300
1977 Frank Werman and Randy Neal, Los Angeles, 1,337
Don Bell, Santa Maria, Calif., and Kevin Gannon, Long Beach, Calif., 1,337
1976 Don Johnson, Las Vegas and Paul Colwell, Tucson, Ariz., 1,442
1975 Marty Piraino, Syracuse, N.Y., and Bill Bunetta, Fresno, Calif., 1,392
1974 Tye Critchlow, Claremont, Calif., and Bob Perry, Paterson, N.J., 1,359
1973 Bobby Cooper, Houston and George Pappas, Charlotte, N.C., 1,339
1972 Carmen Salvino, Chicago and Barry Asher, Costa Mesa, Calif., 1,366
1971 Barry Warshafsky and Bill Zuben, Boston, 1,357
1970 Dave Soutar, Gilroy, Calif., and Nelson Burton Jr., St. Louis, 1,431
1969 Don McCune, Munster, Ind., and Jim Stefanich, Joliet, Ill., 1,355
1968 Bill Tucker Los Angeles and Don Johnson, Kokomo, Ind., 1,329
1967 Norm Meyers, Los Angeles and Harry Smith, Redwood City, Calif., 1,422
1966 Jim Stefanich and Andy Rogoznica, Chicago, 1,361
1965 Larry Oakar, Cleveland and Bill Beach, Sharon, Pa., 1,355
1964 Hal Jolley and Bob Strampe, Detroit, 1,355
1963 Joe Joseph and Billy Golembiewski, Detroit, 1,378
1962 Glenn Allison and Dick Hoover, St. Louis, 1,431
1961 Don Ellis, Houston and Joe Kristof, Chicago, 1,331

ALL-EVENTS CLASSIC

1979 Nelson Burton Jr., St. Louis, 2,079
1978 Bill Beach, Sharon, Pa., 1,941
1977 Dick Ritger, River Falls, Wis., 1,964
1976 Gary Fust, Des Moines, Iowa, 2,050
1975 Bill Beach, Sharon, Pa., 1,993
1974 Jim Godman, Lorain, Ohio, 2,184
1973 Jimmy Mack, Hackettstown, N.J., 1,994
1972 Teata Semiz, River Edge, N.J., 1,994
1971 Gary Dickinson, Fort Worth, Texas, 2,000
1970 Bob Strampe, Detroit, 2,043
1969 Larry Lichstein, Hartford, Conn., 2,060
1968 Jim Stefanich, Joliet, Ill., 1,983
1967 Bob Strampe, Detroit, 2,092
1966 Les Schissler, Denver, 2,112
1965 Tom Hennessey, St. Louis, 2,549
1964 Billy Hardwick, San Mateo, Calif., 2,088
1963 Tom Hennessey, St. Louis, 1,998
1962 Jack Winters, Philadelphia, 2,147
1961 Bob Brayman, Detroit, 1,963

TEAM CLASSIC

1979 Robby's Automatic Positioner No. 1, Glendale, Calif., 3,110
1978 The Untouchable Lounge, Kirksville, Mo., 2,911
1977 Columbia 300 Bowling Balls, San Antonio, 3,122
1976 Munsingwear No. 2, Minneapolis, 3,281
1975 Munsingwear No. 2, Minneapolis, 2,980
1974 Ebonite Corp., Hopkinsville, Ky., 3,117
1973 Stroh's Beer, Detroit, 3,050
1972 Basch Advertising, New York, 3,099
1971 Chester Iio Investments, Houston, 3,081
1970 Merchant Enterprises, New York, 3,154
1969 Dick Weber Wrist Masters, Santa Ana, Calif., 6,413
1968 Bowl-Rite Supply, Joliet, Ill., 6,285
1967 Balancer Glove, Fort Worth, Texas, 6,298
1966 Ace Mitchell Shur-Hooks, Akron, Ohio, 6,536
1965 Thelmal Lanes, Louisville, Ky., 6,151
1964 Falstaff Beer, St. Louis, 6,417
1963 California Bombers, Los Angeles, 6,233
1962 Don Carter Gloves, St. Louis, 6,248
1961 Brentwood Bowl, San Francisco, 5,983
**Format changed to six-team rolloff.*



USBC WOMEN'S CHAMPIONSHIPS WINNERS

THIS EVENT WAS NOT HELD DURING WWII (1943-45) AND COVID-19 (2020)

CURRENT DIVISIONS

DIAMOND

The Diamond Division features four-player teams and an all-scratch format made up of bowlers with averages of 176 and above. The Diamond Division also was known as Division 1 for doubles, singles and all-events during the 2014 Women's Championships. Between 2010 and 2013, the Diamond Division was a handicap division featuring five-player teams and bowlers with averages of 180 and above with handicap based on 100 percent of 220.

TEAM

- 2024 Cal-Neva Girls, Tracy, Calif., 2,846
- 2023 Sterner Strong 2, Oregon, Ohio, 2,705
- 2022 Verity's Variety, Lake Wales, Fla., 2,686
- 2021 Bowl 2 Win, Mechanicville, N.Y., 2,809
- 2019 Powerhouse, Lakewood, Colo., 2,767
- 2018 Golden Approach Pro Shop, Dayton, Ohio, 2,703
- 2017 The Big Ticket 1, Columbia, S.C., 2,650
- 2016 Logo Infusion, Oregon, Ohio, 2,656
- 2015 AZ Gals, Peoria, Ariz., 2,717
- 2014 Bowlieve In A Cure, Arlington, Texas, 2,819
- 2013 Fox Bowl, Bartlett, Ill., 3,549
- 2012 Some Strike It Hot, Albuquerque, N.M., 3,462
- 2011 Eagles Edge Pro Shop, Des Plaines, Ill., 3,416
- 2010 Bowlers Choice Pro Shop, Tonawanda, N.Y., 3,436

DOUBLES

- 2024 Erin Czuprynski, New Lenox, Ill./Amber Thompson, Danville, Ind., 1,474
- 2023 Liz Kuhlkin, Schenectady, N.Y./Jessica Aiezza, Mechanicville, N.Y., 1,439
- 2022 Suzanne Morine, Castleton-on-Hudson, N.Y./Robin Orlikowski, Grand Rapids, Mich., 1,448
- 2021 Maria José Rodríguez, Austin, Texas/Sofia Granda, Guatemala, 1,560
- 2019 Jordan Newham, Aurora, Ill./Lauren Pate, Inver Grove Heights, Minn., 1,417
- 2018 Jeanne Naccarato, Tacoma, Wash./Robin Romeo, Newhall, Calif., 1,405
- 2017 Samantha Kelly, Waukesha, Wis./Charly Boelter, Oshkosh, Wis., 1,404
- 2016 Kendra Gaines, Orlando, Fla./Shannon O'Keefe, O'Fallon, Ill., 1,413
- 2015 Lynda Barnes, Double Oak, Texas/Tennelle Milligan, Arlington, Texas, 1,404
- 2014 Jeanne Naccarato, Tacoma, Wash./Robin Romeo, Newhall, Calif., 1,479
- 2013 Kristie Leong, Daly City, Calif./Kaleena Henning, Lincoln, Neb., 1,481
- 2012 Corina Grasso, Fort Collins, Colo./Megan Hill, Eastlake, Ohio, and Lindsay Baker, Brigham City, Utah/ Elysia Current, Ephrata, Pa., 1,480
- 2011 Trish Manna/Suzy Miniño, Omaha, Neb., 1,532
- 2010 Renee Graham, Seat Pleasant, Md./Felicia Thorpe, Temple Hills, Md., 1,484

SINGLES

- 2024 Sarah Klassen, Wichita, Kan., 803
- 2023 Melissa Kammerer, Staten Island, N.Y., 818
- 2022 Kelsey O'Brien, Frankfurt, Ill., 774
- 2021 Sharon Powers, Lakewood, Colo., 801
- 2019 Beverly Gonzalez, Sierra Vista, Ariz., 798
- 2018 AJ Schock, Battle Ground, Wash., 787
- 2017 Taylor Bulthuis, Coral Springs, Fla., 746
- 2016 Liz Johnson, Cheektowaga, N.Y., 757
- 2015 Brooke Bower, Camp Hill, Pa., 781
- 2014 Danielle van der Meer, Washington, Ill., 751
- 2013 Christine Gill, Lakewood, Colo., 816
- 2012 Lashon Henderson, Elgin, Ill., 823

- 2011 Brittany Signor, Watertown, N.Y., 806
- 2010 Krischna Howard, Hawthorne, Calif., 858

ALL-EVENTS

- 2024 Sabrena Hershey, Gillette, Wyo., 2,199
- 2023 Liz Kuhlkin, Schenectady, N.Y., 2,288
- 2022 Jodi Sarney, Huntley, Ill., 2,194
- 2021 Shalin Zulkifli, Malaysia, 2,253
- 2019 Kelly Kulick, Union, N.J., 2,211
- 2018 AJ Schock, Battle Ground, Wash., 2,132
- 2017 Jennifer King, Irmo, S.C., 2,046
- 2016 Shannon O'Keefe, O'Fallon, Ill., 2,129
- 2015 Jennifer Asplin, Oakley, Calif., 2,182
- 2014 Lynda Barnes, Double Oak, Texas, 2,140
- 2013 Christine Gill, Lakewood, Colo., 2,324
- 2012 Joyce Biondo, Carpentersville, Ill., 2,269
- 2011 Elizabeth HublerRike, Grand Rapids, Mich., 2,270
- 2010 Jodi Woessner, Oregon, Ohio, 2,330

RUBY

The Ruby Division features four-player teams and an all-scratch format made up of bowlers with averages from 156-175. The Ruby Division also was known as Division 2 for doubles, singles and all-events during the 2014 Women's Championships. Between 2010 and 2013, the Ruby Division was a handicap division featuring five-player teams and bowlers with averages from 150-179 with handicap based on 100 percent of 180.

TEAM

- 2024 Diamond Dolls, Pompano Beach, Fla., 2,519
- 2023 Them Three and Me, Enoch, Utah, 2,213
- 2022 B-More Ladies 8, Middle River, Md., 2,242
- 2021 Happy Cats, Elgin, Ill., 2,283
- 2019 Rookies, Shawnee, Kan., 2,215
- 2018 TTC Ladies 1, Alta Loma, Calif., 2,176
- 2017 Sport Bowl II, Sioux Falls, S.D., 2,158
- 2016 Canucks, London, Ontario, Canada, 2,334
- 2015 Fox Bowl Ladies, Naperville, Ill., 2,230
- 2014 USA-Japan Travelers 1, Orange, Calif., 2,215
- 2013 Siggy's Team 1, Watertown, N.Y., 2,921
- 2012 Jungle Kats, Salem, Ore., 2,928
- 2011 Young's Welding Inc. 1, Chanute, Kan., 2,982
- 2010 CRC CARSTAR, Fort Collins, Colo., 2,880

DOUBLES

- 2024 Mary DeStasio, Coconut Creek, Fla./Melinda Walters, Sunrise, Fla., 1,328
- 2023 Amber Borrello, Grand Rapids, Mich./Melanie Newton, Wyoming, Mich., 1,295
- 2022 Chelsey Moon, Frisco, Texas/Kailee Tubbs, Flint, Mich., 1,298
- 2021 Kimberley Haney, Aberdeen, Md./Khrystyna Liske, Delta, Pa., 1,308
- 2019 Rebecca Hernandez, Leander, Texas/Robin Holton, Omaha, Neb., 1,223
- 2018 Sheila Cole, North Chesterfield, Va./Mary Pugh, Richmond, Va., 1,217
- 2017 Claudia Meeks/Mary Meeks, Shreveport, La., 1,201
- 2016 RoxAnn Artzer-Crowder, Beryton, Kan./Andrea Sharp, Stafford, Va., 1,234
- 2015 Gayle Cruickshank, Wellington, Colo./Corina Grasso, Fort Collins, Colo., 1,228
- 2014 Karyn Coffey, Rio Rancho, N.M./Denise Johnson, Durango, Colo., 1,207
- 2013 Christina Fancy/Dawn Madden, Lake City, Fla., 1,297
- 2012 Patricia Klinefelter, Deltona, Fla./Debra Brouwer, New London, Conn., 1,305
- 2011 Treva Armstrong/Kristi Inman, McAlester, Okla., 1,229
- 2010 Joyce Treat, Queen Creek, Ariz./Shawna Treat, Gilbert, Ariz., 1,291

SINGLES

- 2024 Susan Musgrave, Edmond, Okla., 691
- 2023 Shirley Bailey, Warner Robins, Ga., 730
- 2022 Cheryl Pederson, West Allis, Wis., 680
- 2021 Dawn Sundblade, Indian Trail, N.C., 732
- 2019 Renzie Kintzler, Cheyenne, Wyo., 725
- 2018 Desirae Armstrong, Ogden, Utah, 682
- 2017 Tashia Blue, Hamilton, Ohio, 653
- 2016 Daphne Williams, Mount Vernon, 678
- 2015 Nicole Ryan, Johnson City, N.Y., 654
- 2014 Eva Erlich, Warner Robins, Ga., 682
- 2013 Maria Harris, San Antonio, 742
- 2012 Edna Rilloraza, Beaverton, Ore., 728
- 2011 Camille McQueen, Long Valley, N.J., 702
- 2010 Holly VanNortwick, Hillsboro, Ore., 690

ALL-EVENTS

- 2024 Bianca Anderson, Stone Mountain, Ga., 1,976
- 2023 Sarah Bettger, Lincoln, Neb., 1,879
- 2022 Samantha Isaacson, Lockport, Ill., 1,867
- 2021 DaShonda Bailey, Little Rock, Ark., 2,055
- 2019 Brenda Clifford, Kahoka, Mo., 1,837
- 2018 Margo Beck, Richmond, Va., 1,765
- 2017 Melissa Hertenberger, Langhorne, Pa., 1,792
- 2016 Rhonda Greenhalgh, West Valley City, Utah, 1,879
- 2015 Ashley Bonebright, Lincoln, Neb., 1,836
- 2014 Mallory Nutting, Monmouth, Maine, 1,853
- 2013 Maria Harris, San Antonio, 1,849
- 2012 Dianne Kost, Aurora, Colo., 1,942
- 2011 Isobel Duffer, Panama City, Fla., 1,853
- 2010 Betty Brooks, Lakewood, Calif., 1,898

EMERALD

The Emerald Division features four-player teams and an all-scratch format made up of bowlers with averages from 136-155. The Emerald Division also was known as Division 3 for doubles, singles and all-events during the 2014 Women's Championships.

TEAM

- 2024 Pick Up Artists, Powell, Ohio, 2,214
- 2023 Iowa 7, Waterloo, Iowa, 2,056
- 2022 D Echo Balliett-Legge Team 1, Seattle, 1,995
- 2021 No Pin Intended, Cheyenne, Wyo., 2,113
- 2019 KC and the Sunshine Bowlers, Stephenville, Texas, 2,031
- 2018 LA 4, Montgomery, La., 2,058
- 2017 Triangle Rollers, Durham, N.C., 1,992
- 2016 Toooo Hot!!!, Rio Rancho, N.M., 2,115
- 2015 Herbalife, Cozad, Neb., 2,080
- 2014 Fabulous Five II, Richton Park, Ill., 2,036

DOUBLES

- 2024 Cameryn Landers, Alsip, Ill./Marisol Garcia, Chicago, 1,196
- 2023 Gina Green, Gilbert, Ariz./Marites Tubban, Pensacola, Fla., 1,176
- 2022 Amy Jo Schmit, Random Lake, Wis./Jennifer Polka, Hoffman Estates, Ill., 1,153
- 2021 Dawn Leuellen-Howle, Phoenix/Sabrina Tucci, Glendale, Ariz., 1,220
- 2019 Vicki Harris, Mira Loma, Calif./Katherine Green, Nampa, Idaho, 1,152
- 2018 Cynthia Pisani, Castro Valley, Calif./Lynette Carone, San Ramon, Calif., 1,195
- 2017 Betty Jean Davis, Herbert, Ill./Wendy Mann, South Elgin, Ill., 1,098
- 2016 Teresa Bazley/Holly Davis, Jacksonville, Fla., 1,098
- 2015 Rhonda Ybarra/Clara Lyall, Chicago, 1,187
- 2014 Lee Jorgensen, Woodbury, Minn./Michele Jansen, Oakdale, Minn., 1,180
- 2013 Denise Jensen, Chaska, Minn./Sue Moen, Beloit, Wis., 1,169



SINGLES EMERALD

- 2024 Lana Vigil, Dulce, N.M., 656
- 2023 Maria Miller, Las Vegas, 650
- 2022 Barbara Peltz, Chicago, 660
- 2021 Melinda Jenkins, Longmont, Colo., 663
- 2019 Heather Mooney, Anaheim, Calif., 677
- 2018 Wendy Mann, South Elgin, Ill., 638
- 2017 Alandra McDougald, Gwynn Oak, Md., 625
- 2016 Faith Nealon, Dallas, 642
- 2015 Marva Cobb, Inglewood, Calif., 617
- 2014 Marilyn Brown, Chicago, and Cecelia Daniels-Harrod, Bowie, Md., 623

ALL-EVENTS EMERALD

- 2024 Genevieve Randal, Klamath Falls, Ore., 1,769
- 2023 Sarah Brund, Enid, Okla., 1,804
- 2022 Crystal Smith, Burlington, Mich., 1,813
- 2021 Kimberly Ruiz-Grewen, Canton, Ga., 1,809
- 2019 Jennifer Henn, Norfolk, Neb., 1,751
- 2018 Wendy Mann, South Elgin, Ill., 1,799
- 2017 Rhonda Acitelli, Villa Park, Ill., 1,737
- 2016 Kathi Finley, New Bern, N.C., 1,788
- 2015 Tamara Smith, Poncha Springs, Colo., 1,699
- 2014 Betty Nakatani, Adelanto, Calif., 1,767

SAPPHIRE

The Sapphire Division features four-player teams and an all-scratch format made up of bowlers with averages from 135 and below. The Sapphire Division also was known as Division 4 for doubles, singles and all-events during the 2014 Women's Championships. Between 2010 and 2013, the Sapphire Division was a handicap division featuring five-player teams and bowlers with averages of 149 and below with handicap based on 100 percent of 150.

TEAM SAPPHIRE

- 2024 Prairie Pals II, Bennett, Colo., and Team Purpureus, Campbell, Calif., 1,891
- 2023 One Foot in the Grave, Mesa, Ariz., 1,884
- 2022 Fulton Bowling Center, Fulton, Mo., 1,868
- 2021 Pocket Pounders, Haltom City, Texas, 1,989
- 2019 McGuire Construction, Red Cloud, Neb., 1,875
- 2018 Southern Ladies 10, Covina, Calif., 1,897
- 2017 Mixed Up Nuts, Helena, Mont., 1,854
- 2016 Wyoming Wild Bunch, Thermopolis, Wyo., 1,902
- 2015 Harbor Ladies, Eureka, Calif., 1,942
- 2014 Bowling Divas 2, Loveland, Colo., 1,885
- 2013 Classy Girls, Plant City, Fla., 2,390
- 2012 Casa De Castillo, Waco, Texas, 2,575
- 2011 Dianne's Dreamers, Joliet, Ill., 2,555
- 2010 East Bay Ladies, Richmond, Calif., 2,528

DOUBLES SAPPHIRE

- 2024 Corina Edwards/Melodie Lowke, Robstown, Texas, 1,064
- 2023 Cheryl Polak/Beverly Goodwin, Pearland, Texas, and Shelby Christenson/Leighanna Watts, Wausau, Wis., 1,098
- 2022 Eileen Rosenbrock, Linwood, Mich./Roberta Swinson, Rhodes, Mich., 1,075
- 2021 Katherine Dowd, Pinconning, Mich./Kate Biskupski, Bay City, Mich., 1,090
- 2019 Rosie Martinez/Sheri Sexton, Bloomfield, N.M., 1,099
- 2018 Katrice Woods/Barbara Woods, Dodge City, Kan., 1,088
- 2017 Dianna Kryzer/Heidi Husbyn, Faribault, Minn., 1,035
- 2016 Tatiana Montez, Kapolei, Hawaii/Pua Edayan, Waimanalo, Hawaii, 1,100
- 2015 Robin Cnossen/Teri Terry, Ponca City, Okla., 1,088
- 2014 Casey Kacena/Carole Kacena, Iowa City, Iowa, 1,082
- 2013 Elaine Calderon, Conroe, Texas/Paula Parsley, Willis, Texas, 1,075
- 2012 Minnie Bidtah/Connie Atcity, Shiprock, N.M., 1,104
- 2011 Maude Chattam/Estelle Dixon, Calhoun, Ga., 1,095
- 2010 Shirley Barnes, Wilmington, Dele./Debbie Kennedy, Elkton, Md., 1,088

SINGLES SAPPHIRE

- 2024 Jennifer Kosoris, Milwaukee, 604
- 2023 Cindy Schutte, Greenwood, Ark., 617
- 2022 Brandy Keller, Greenwood, Ind., 600
- 2021 Shalanda Nunn, Lafayette, Ind., 671

- 2019 Glenyce Klaers, St. Michael, Minn., 597
- 2018 Jennifer Williamson, Stafford, Va., 582
- 2017 Memorial Pritchett, LaGrange, Ga., 644
- 2016 Carolyn Fleming, Trenton, Ill., 619
- 2015 Michelle Brownell, Spearfish, S.D., 622
- 2014 Cathy Torgerson, Ozark, Ala., 613
- 2013 Micha Grayson, Winchester, Calif., 610
- 2012 Natasha Schultz, Ponca City, Okla., 640
- 2011 Vanessa Bayes, Monroe, Va., 651
- 2010 Robin Farrish, El Paso, Texas, 625

ALL-EVENTS SAPPHIRE

- 2024 Kay Lynn Doney, Bozeman, Mont., 1,599
- 2023 Bernadette Richardson, Fort Washington, Md., 1,681
- 2022 Trysta Hopkins-Followell, Cheyenne, Wyo., 1,655
- 2021 Shalanda Nunn, Lafayette, Ind., 1,740
- 2019 Kellie Bowes, Eagan, Minn., 1,630
- 2018 Wendy Steve, El Cerrito, Calif., 1,600
- 2017 Alice Burris, Pana, Ill., 1,618
- 2016 Cindy Combs, Chicago, 1,673
- 2015 Lori Tapparo, Strasburg, Colo., 1,631
- 2014 Anne Hjelmberg, Saint Charles, Ill., 1,672
- 2013 Mariahelena Martinez, Santa Clara, Cali., 1,619
- 2012 Roberta Pugh, Glenwood Springs, Colo., 1,756
- 2011 Vanessa Bayes, Monroe, Va., 1,744
- 2010 Joyce Treat, Queen Creek, Ariz., 1,659

PAST DIVISIONS

AMETHYST

The Amethyst Division featured doubles, singles and all-events and an all-scratch format made up of bowlers with averages from 130-144. The Amethyst Division also was known as Division 5 during the 2014 Women's Championships.

DOUBLES AMETHYST

- 2023 Tracy Fisher/Courtney Briggs, Chicago, 1,040
- 2022 Deidre Hicks, Morris, Ill./Amanda Hicks, Spring Bay, Ill., 971
- 2021 Sharold Moser, Addy, Wash./Malinda Carpenter, Colville, Wash., 1,072
- 2019 Wendy Esco, Phenix City, Ala./Dottie Swenson, Cataula, Ga., 1,005
- 2018 Leanne Urtiaga, Perris, Calif./Kara Lyons, Riverside, Calif., 1,038
- 2017 Mary Quintana, Price, Utah/Lorraine Berryhill, Helper, Utah, 1,009
- 2016 Pamala Conrad, Hillsboro, Ore./Nancy Jette, Beaverton, Ore., 1,014
- Ashlea Gunn, Columbia, Mo./Sabrina Gunn, Lee's Summit, Mo., 1,014
- 2015 Debbie Sapp, Fort Lauderdale, Fla./Betty Williams, Pembroke Pines, Fla., 992
- 2014 Marilyn Bisnar/Tess Li, Henderson, Nev., 1,028

SINGLES AMETHYST

- 2023 Monica Holland, Lakeland, Fla., 572
- 2022 Melody Haggard, Prairieville, La., 575
- 2021 Wendy Kelley, Trout Creek, Mont., and Bonnie Winters, Ansley, Neb., 600
- 2019 Elizabeth McGarey, Warren, Mich., 565
- 2018 Peggy Burchard, Sycamore, Ill., 549
- 2017 Ashley Guzman, Waukegan, Ill., 530
- 2016 Anne Watson, Casa Grande, Ariz., 565
- 2015 Alice Javey-Linton, Manchaca, Texas, 564
- 2014 Laura Roberts, Council Bluffs, Iowa, 558

ALL-EVENTS AMETHYST

- 2023 Linda Long, Astoria, Ore., 1,579
- 2022 Veronica Eby, Beaverton, Ore., 1,477
- 2021 Malinda Carpenter, Colville, Wash., 1,567
- 2019 Elizabeth McGarey, Warren, Mich., 1,526
- 2018 Mary Pierson, Hastings, Minn., 1,501
- 2017 Michele Menges, New Oxford, Pa., 1,482
- 2016 Sabrina Gunn, Lee's Summit, Mo., 1,579
- 2015 Julie Harter, Lakeland, Fla., 1,524
- 2014 Mitzi Nichols, Fort Sumner, N.M., 1,518

TOPAZ

The Topaz Division featured doubles, singles and all-events and an all-scratch format made up of bowlers with averages of 129 and below. The Topaz Division also was known as Division 6 during the 2014 Women's Championships.

DOUBLES TOPAZ

- 2023 Yasmine Herbawi, Cleveland/Omayra Feliciano, Chicago, 958
- 2022 Kathy Loud/April Brock, San Antonio, 900
- 2021 Dena Wasson, Enumdow, Wash./Rebecca Grant, Lake Havasu City, Ariz., 907
- 2019 Norma Tucker, Cross Plains, Texas/Ronda Conley, Mullin, Texas, 907
- 2018 Lisa Henderson, Odenton, Md./Julie Carter, Linthicum, Md., 954
- 2017 Terri McIntosh, Humphrey, Ark./Janice York, Clarendon, Ark., 907
- 2016 Debbie Smith, Emmett, Idaho/Selena Fabricius, Burlington, Wyo., 920
- 2015 Susan Russell, Baytown, Texas/Kaye Poulson, Redlands, Calif., 970
- 2014 Georgie Johnson/Myrlee Van Ausdal, Santaquin, Utah, 965

SINGLES TOPAZ

- 2023 Tammy Ator, New Canton, Ill., 566
- 2022 Andrea Middleton, Blue Island, Ill., 514
- 2021 Joan Boesen, Bullhead City, Ariz., 518
- 2019 Chris Lafko, Simi Valley, Calif., 530
- 2018 Francis Scoggins, Andrews, Texas, 531
- 2017 Alissa Ebner, Belle Plaine, Minn., 518
- 2016 Sue Browne, Garden City, Mich., 518
- 2015 Jerry Corbett, Mineral Wells, Texas, 547
- 2014 Maxine Jenkins, Jacksonville, N.C., 534

ALL-EVENTS TOPAZ

- 2023 Tammy Ator, New Canton, Ill., 1,453
- 2022 Jayne Hoover, Parkville, Mo., 1,454
- 2021 Rebecca Grant, Lake Havasu City, Ariz., 1,506
- 2019 Chris Lafko, Simi Valley, Calif., 1,425
- 2018 Chelsea Couto, Kerman, Calif., 1,385
- 2017 Denise Guthrie, Kinsey, Ala., 1,367
- 2016 Sue Browne, Garden City, Mich., 1,502
- 2015 LaDeena Gray, Eureka, Calif., 1,474
- 2014 Maxine Jenkins, Jacksonville, N.C., 1,441

SCRATCH

The Scratch Division recognized the top scratch performances at the Women's Championships between 2010 and 2013. Five-player teams were featured and every team and participant was eligible to win.

TEAM SCRATCH

- 2013 Eagle's Edge Pro Shop, Prospect Heights, Ill., 3,357
- 2012 Coefficient of Friction, Palo Alto, Calif., 3,302
- 2011 Shootin Nines, Indianapolis, IN, 3,305
- 2010 Bowlers Choice Pro Shop, Tonawanda, N.Y., 3,424

DOUBLES SCRATCH

- 2013 Kristie Leong, Daly City, Calif./Kaleena Henning, Lincoln, Neb., 1,439
- 2012 Lindsay Baker, Brigham City, Utah/Elysia Current, Ephrata, Pa., 1,480
- 2011 Aleta Sill, Livonia, Mich./Michelle Feldman, Auburn, N.Y., 1,462
- 2010 Carol Gianotti, Henderson, Nev./Missy Klug, Macomb, Mich., 1,431

SINGLES SCRATCH

- 2013 Jeanette Adams, Rancho Cordova, Calif., 748
- 2012 Pam Pancoast, Lomita, Calif., 779
- 2011 Shannon Pluhowsky, Kettering, Ohio, 763
- 2010 Krischna Howard, Hawthorne, Calif., 792

ALL-EVENTS SCRATCH

- 2013 Rocio Restrepo, Canton, Ohio, 2,274
- 2012 Lindsay Baker, Brigham City, Utah, 2,226
- 2011 Dede Davidson, Buellton, Calif., 2,199
- 2010 Jodi Woessner, Oregon, Ohio, 2,330



CLASSIC

The Classic Division recognized the overall tournament champion in team, doubles, singles and all-events competition at the Women's Championships from 1916-2009.

TEAM CLASSIC

- 2009 Together Once Again, Keller, Texas, 3,322
- 2008 Bohn Zone Chicks, Kettering, Ohio, 3,171
- 2007 Ebonite Bowlers Map, Roseville, Calif., 3,210
- 2006 Together Once Again, North Richland Hills, Texas, 3,350
- 2005 Shootin' Nines, Stroudsburg, Pa., 3,178
- 2004 High Roller-Cherry Hill, N.J., Henderson, Nev., 3,320
- 2003 Barry Asher's Embroidery of Yorba Linda, Calif., 3,220
- 2002 High Roller-Cherry Hill, N.J., Henderson, Nev., 3,327
- 2001 The Replacements, Fort Worth, Texas, 3,189
- 2000 High Roller-Cherry Hill, N.J., Henderson, Nev., 3,234
- 1999 Cascade Beauty College, Renton, Wash., 3,099
- 1998 Bowlers Choice Pro Shop II, Skaneateles, N.Y., 3,044
- 1997 Here 4 Beer II, Glendale, Ariz., and Contour Power Grips, Vallejo, Calif., 3,017
- 1996 The Naccarato Group, Tacoma, Wash., 3,185
- 1995 Contour Power Grips, Detroit, 3,125
- 1994 Strike Zone Pro Shop, Rolling Meadows, Ill., 3,027
- 1993 Strike Zone Pro Shop, Rolling Meadows, Ill., 2,978
- 1992 Hoinke Classic, Cincinnati, 2,983
- 1991 Clear-Vu Window Cleaning, Inc., Milwaukee, 2,984
- 1990 R.A.T.'s Team, Lakeland, Fla., 2,985
- 1989 Robby's, Glendale, Calif., 3,000
- 1988 Cook County Sales, Chicago, 3,027
- 1987 Tool Warehouse, Hollywood, Fla., 3,033
- 1986 Silla's Custom Fit Pro Shop, Cleveland, 2,891
- 1985 Don Redman Insurance, Toledo, Ohio, 2,934
- 1984 All Japan, Tokyo, 3,019
- 1983 Telectronic Systems, Inc., Manila, Philippines, 2,868
- 1982 Zavakos Realtors, Dayton, Ohio, 2,961
- 1981 Earl Anthony's Dublin Bowl, Dublin, Calif., 2,963
- 1980 All Japan, Tokyo, 3,014
- 1979 Alpine Lanes, Eules, Texas, 3,096
- 1978 Cook County Vending, Chicago, 2,956
- 1977 Allgauer Restaurant, Chicago, 2,818
- 1976 PWBA No. 1, Oklahoma City, 2,839
- 1975 Atlanta Bowling Center (Ga.) No. 1, Buffalo, N.Y., 2,836
- 1974 Kalicak International Construction, St. Louis, 2,973
- 1973 Fitzpatrick Chevrolet, Concord, Calif., 2,897
- 1972 Angeltown Creations, Placentia, Calif., 2,838
- 1971 Koening Strey Real Estate, Wilmette, Ill., 2,891
- 1970 Parker-Fothergill Pro Shop, Cranston, R.I., 3,034
- 1969 Fitzpatrick Chevrolet, Concord, Calif., 2,986
- 1968 Hudepohl Beer, Cincinnati, 2,923
- 1967 The Orphans, Los Angeles, 2,970
- 1966 Gossard Girls, Chicago, 2,755
- 1965 Belmont Bowl Pro Shop, Chicago, 2,929
- 1964 Allgauer Restaurant, Chicago, 2,920
- 1963 Linbrook Bowl, Los Angeles, 2,841
- 1962 Linbrook Bowl, Los Angeles, 3,061
- 1961 Allgauer Restaurant, Chicago, 2,919
- 1960 Spare-Time Games, Cincinnati, 2,876
- 1959 Bill Snethkamp Chrysler, Detroit, 3,030
- 1958 Allgauer Restaurant, Chicago, 2,972
- 1957 Colonial Broach Co., Detroit, 2,881
- 1956 Daniel Ryan, Chicago, 2,880
- 1955 Falstaff, Chicago, 2,991
- 1954 Marheofer Wieners, Chicago, 2,734
- 1953 B & B Chevrolet, Detroit, 2,931
- 1952 Cole Furniture, Cleveland, 2,854
- 1951 Hickman Oldsmobile Whirlaway, Indianapolis, 2,705
- 1950 Fanatorium Majors, Grand Rapids, Mich., 2,903
- 1949 Gears by Enterprise, Detroit, 2,786
- 1948 Kathryn Creme Pact, Chicago, 2,812
- 1947 Kornitz Pure Oil, Milwaukee, 2,987
- 1946 Silver Seal Soda, St. Louis, 2,721
- 1942 Logan Square Buicks, Chicago, 2,815
- 1941 Rovick Bowling Shoes, Chicago, 2,661
- 1940 Logan Square Buicks, Chicago, 2,689
- 1939 Kornitz Pure Oil, Milwaukee, 2,618
- 1938 Heil Uniform Heat, Milwaukee, 2,706
- 1937 Heil Uniform Heat, Milwaukee, 2,685
- 1936 Easty Five, Cleveland, 2,617
- 1935 Alberti Jewelers, Chicago, 2,765
- 1934 Tommy Doll's Five, Cincinnati, 2,616
- 1933 Alberti Jewelers, Chicago, 2,867
- 1932 Martin Breitt Realtors, St. Louis, 2,664
- 1931 Alberti Jewelers, Chicago, 2,748

- 1930 Finucane Ladies, Chicago, 2,784
- 1929 Harvey's Market Square Rec., Kansas City, Mo., 2,538
- 1928 Alberti Jewelers, Chicago, 2,682
- 1927 Boyle Valves, Chicago, 2,515
- 1926 Taylor Trunks, Chicago, 2,525
- 1925 Estes Alibis, Chicago, 2,518
- 1924 Albert Pick Co., Chicago, 2,477
- 1923 Paige Dairy (also known as Page Dairy), Toledo, Ohio, 2,348
- 1922 Birk Cola Girls, Chicago, 2,531
- 1921 Grand B. and B. Co., Rockford, Ill., 2,482
- 1920 Stein's Jr., St. Louis, 2,454
- 1919 Minor Butler, Toledo, Ohio, 2,436
- 1918 Leffingwell, Chicago, 2,479
- 1916 Progress, St. Louis, 2,082

DOUBLES CLASSIC

- 2009 Clara Guerrero, Pflugerville, Texas/Jenifer Larson, Tupper Lake, N.Y., 1,404
- 2008 Gina Daroszewski, Franklin, Wis./Jill Albrecht, Wind Lake, Wis., 1,445
- 2007 Susan Jeziorski-Smith, Buffalo, N.Y./Liz Johnson, Cheektowaga, N.Y., 1,385
- 2006 Lauren Takahashi, Woodland Hills, Calif./Leanne Barrette, Elk Grove, Calif., 1,466
- 2005 Brenda Norman, Stroudsburg, Pa./Karen Stroud, Victoria, Texas, 1,372
- 2004 Carolyn Dorin-Ballard, North Richland Hills, Texas/Lynda Barnes, Flower Mound, Texas, 1,498
- 2003 Connie Ward, Hamilton, Ontario/Karen Collura, Toronto, 1,496
- 2002 Kathy Tribbey, Newberg, Ore./Jody Ellis, Fort Lauderdale, Fla., 1,434
- 2001 Lisa Wagner, Bradenton, Fla./Nancy Fehr, Cincinnati, 1,412
- 2000 Cindy Kesterson, Council Bluffs, Iowa/Judy Gurney, Percival, Iowa, 1,340
- 1999 Timi McCorvey, Huntsville, Ala./Marianne DiRupo, Dearborn, Mich., 1,451
- 1998 Lynda Norry, Wichita, Kan./Kendra Cameron, Gambrells, Md., 1,305
- 1997 Jennifer Klekamp, Cleves, Ohio/Regina Snodgrass, Versailles, Ind., 1,345
- 1996 Mandy Wilson/Linda Kelly, Dayton, Ohio, 1,410
- 1995 Carol Harsh/Debbie Villani, Las Vegas, 1,299
- 1994 Lucy Giovenco, Norcross, Ga./Cindy Coburn-Carroll, Tonawanda, N.Y., and Rachel Perez, San Antonio/Kim Straub, Beatrice, Neb., 1,307
- 1993 Gloria Collura/Karen Collura, Toronto, 1,304
- 1992 Nancy Fehr, Cincinnati/Lisa Wagner, Palmetto, Fla., 1,325
- 1991 Lucy Giovenco, Norcross, Ga./Cindy Coburn-Carroll, Tonawanda, N.Y., 1,318
- 1990 Margi Melvin, Newark, Del./Ann Meconnahey, Bear, Del., 1,323
- 1989 Diana Goodman, Chino Hill, Calif./Rene Fleming, Oklahoma City, 1,283
- 1988 Dee Alvarez, Tampa, Fla./Pat Costello, Orlando, Fla., 1,216
- 1987 Laura Grant, Norwalk, Conn./Robin Romeo, Newhall, Calif., 1,328
- 1986 Sally Gates, Palmdale, Calif./Marilyn Frazier, Lancaster, Calif., 1,260
- 1985 Linda Graham, Des Moines, Iowa/Melody Philippon, Colfax, Iowa, 1,246
- 1984 Bea Hoffman/Sue Reese, Novato, Calif., 1,292
- 1983 Jeanne Maiden-Naccarato, Tacoma, Wash./Sue Robb, Euclid, Ohio, 1,312
- 1982 Shirley Hintz, Lantana, Fla./Lisa Wagner, Palmetto, Fla., and Pat Costello, Orlando, Fla./Donna Adamek, Apple Valley, Calif., 1,264
- 1981 Nikki Gianulias, Vallejo, Calif./Donna Adamek, Apple Valley, Calif., 1,305
- 1980 Carole Lee, Hempstead, N.Y./Dawn Raddatz, E. Northport, N.Y., 1,247
- 1979 Mary Ann Deptula, Warren, Mich./Geri Beattie, Dearborn, Mich., 1,314
- 1978 Annese Kelly, Las Vegas/Barbara Shelton, Jamaica, N.Y., 1,211
- 1977 Ozella Houston/Dorothy Jackson, Detroit, 1,234
- 1976 Georgene Cordes/Shirley Sjostrom, Bloomington, Minn., and Debbie Rainone/Eloise Vacco, Cleveland, 1,232
- 1975 Jennette James, Oyster Bay, N.Y./Dawn Raddatz, E. Northport, N.Y., 1,234
- 1974 Carol Miller, Waukesha, Wis./Jane Leszczynski,

- Milwaukee, 1,313
- 1973 Mildred Ignizio, Rochester, N.Y./Dorothy Fothergill, Center Ossipee, N.H., 1,238
- 1972 Judy Roberts, Denver/Betty Remmick, Lakewood, Colo., 1,247
- 1971 Dorothy Fothergill, Center Ossipee, N.H./Mildred Ignizio, Rochester, N.Y., 1,263
- 1970 Gloria Bouvia, Gresham, Ore./Judy Soutar, Leawood, Kan., 1,256
- 1969 Gloria Bouvia, Gresham, Ore./Judy Soutar, Leawood, Kan., 1,315
- 1968 Pauline Stickler/Mary Lou Graham, Miami, 1,250
- 1967 Elaine Liburdi, Union City, N.J./Joan Oleske, Lyndhurst, N.J., 1,252
- 1966 Martha Morgan/Pat Spence, Hampton, Va., 1,231
- 1965 Betty Remmick/Mary Ann White, Denver, 1,263
- 1964 Shirley Garms/Grace Werkmeister, Chicago, 1,248
- 1963 Ann Heyman/Ruth Redfox, Toledo, Ohio, 1,260
- 1962 Sandy Galvin/Jean Stevens, Oklahoma City, 1,238
- 1961 Betty Salvato/Georgiana Eakins, Youngstown, Ohio, 1,239
- 1960 Jette Mooney/Freda Laiber, South Bend, Ind., 1,221
- 1959 Sylvia Martin/Adele Isphording, Philadelphia, 1,263
- 1958 Jean Schultz/Tess Johns, Cleveland, 1,173
- 1957 Nellie Vella/Jeanette Grzelak, Rockford, Ill., 1,218
- 1956 Betty Maw/Mary Quinn, Buffalo, N.Y., 1,242
- 1955 Wyllis Ryskamp/Marion Ladewig, Grand Rapids, Mich., 1,264
- 1954 Frances Stennett/Rose Gaciach, Rockford, Ill., 1,244
- 1953 Jane Grudzin/Doris Knechtges, Detroit, 1,211
- 1952 Loraine Quam/Martha Hoffman, Madison, Wis., 1,206
- 1951 Esther Cooke/Alma Denini, Seattle, 1,179
- 1950 Shirley Gantenbein/Flo Schick, Dallas, 1,216
- 1949 Ann Elyasevich/Estelle Svoboda, Chicago, 1,229
- 1948 Margaret Franklin, Alhambra, Calif./Merle Matthews, Long Beach, Calif., 1,188
- 1947 Candace Fleet/Emma Beard, Fort Wayne, Ind., 1,245
- 1946 Virginia Forster/Prudence Dusher, Niagara Falls, N.Y., 1,251
- 1942 Stella Hartrick/Clara Allen, Detroit, 1,204
- 1941 Jo Ettien/Mary Hogan, Los Angeles, 1,155
- 1940 Tess Small/Dorothy Miller, Chicago, 1,181
- 1939 Connie Powers/Betty Reus, Grand Rapids, Mich., 1,130
- 1938 Florence Probert/Ethel Sablatnik, St. Louis, 1,215
- 1937 Loranne Frank/Garnette Weber, Fort Wayne, Ind., 1,230
- 1936 Adelaide Lindemann/Loraine Baldy, Milwaukee, 1,116
- 1935 Erna Hauffer/Violet Simon, San Antonio, 1,219
- 1934 Fritz Rahn/Dorothy Miller, Chicago, 1,190
- 1933 Veronica Peters/Mary Kite, Syracuse, N.Y., 1,135
- 1932 Edith Kirg/Margaret Frank, Chicago, 1,218
- 1931 Zetta Baker/Gertrude Pomeroy, Detroit, 1,145
- 1930 Fritz Rahn/Marie Warmberg, Chicago, 1,173
- 1929 Mary Smith/Dorothy Miller, Chicago, 1,123
- 1928 Ann Weiller/Edna Estes, Chicago, 1,155
- 1927 Alma Burke/Edith Kirg, Chicago, 1,100
- 1926 Jennie Laib/Agnes Higgins, Chicago, 1,086
- 1925 Myrtle Baker/Mae Ebert, Chicago, 1,119
- 1924 Jean Acker/Grace Smith, Chicago, 1,124
- 1923 Zoe Quin/Agnes Higgins, Chicago, 1,038
- 1922 Louise Stockdale/Helen Sneider, Detroit, 1,094
- 1921 Pearl Ley/Grace Smith, Chicago, 1,079
- 1920 Erna Willig/Jean Walz, Chicago, 1,043
- 1919 Mae Butterworth, Columbus, Ohio/Frances Steib, Chicago, 1,042
- 1918 Jean Acker/Lita Reilly, Chicago, 1,012
- 1916 Jean Acker/Lita Reilly, Chicago, 1,011

SINGLES CLASSIC

- 2009 Michelle Feldman, Auburn, N.Y., 816
- 2008 Corrine Ham, Cocoa, Fla., 736
- 2007 Tiffany Stanbrough, Oklahoma City, 745
- 2006 Karen Stroud, Victoria, Texas, 771
- 2005 Leanne Barrette, Elk Grove, Calif., 774
- 2004 Sharon Smith, Bowling Green, Ky., 754
- 2003 Michelle Feldman, Skaneateles, N.Y., 764
- 2002 Theresa Smith, Indianapolis, 752
- 2001 Lisa Wagner, Bradenton, Fla., 756
- 2000 Cathy Krasner, Baltimore, 729
- 1999 Nikki Gianulias, Vallejo, Calif., 746
- 1998 Nellie Glandon, London, Ohio, 714
- 1997 Jan Schmidt, Rochelle, Ill., 765
- 1996 Cindy Berlanga, San Antonio, Texas, 723
- 1995 Beth Owen, Dallas, 749



1994 Vicki Fifield, El Paso, Texas, 716
 1993 Karen Collura, Toronto, and Kari Murph, Dayton, Ohio, 747
 1992 Patty Ann, Arlington Heights, Ill., 680
 1991 Debbie Kuhn, Baltimore, 773
 1990 Dana Miller-Mackie, Fort Worth, Texas, and Paula Carter, Miami, 705
 1989 Sandy Flint, Sioux Falls, S.D., 694
 1988 Michelle Meyer-Welty, Vacaville, Calif., 690
 1987 Regi Jonak, St. Peters, Mo., 728
 1986 Dana Stewart, Morgan Hill, Calif., 698
 1985 Polly Schwarzel, Cheswick, Pa., 694
 1984 Freida Gates, N. Syracuse, N.Y., 712
 1983 Aleta Sill, Dearborn, Mich., 726
 1982 Gracie Freeman, Alexandria, Va., 652
 1981 Virginia Norton, Cypress, Calif., 672
 1980 Betty Morris, Stockton, Calif., 674
 1979 Betty Morris, Stockton, Calif., 699
 1978 Mae Bolt, Berwyn, Ill., 709
 1977 Akiko Yamaga, Tokyo, 714
 1976 Beverly Shonk, Canton, Ohio, 686
 1975 Barbara Leicht, Water Vilet, N.Y., 689
 1974 Shirley Garms, Island Lake, Ill., 702
 1973 Bobbie Soldan, Costa Mesa, Calif., 706
 1972 D.D. Jacobson, Playa Del Rey, Calif., 737
 1971 Mary Scruggs, Richmond, Va., 698
 1970 Dorothy Fothergill, Center Ossippee, N.H., 695
 1969 Joan Bender, Arvada, Colo., 690
 1968 Norma Parks, Raytown, Mo., 691
 1967 Glorian Griffith, Port Huron, Mich., 652
 1966 Gloria Bouvia, Gresham, Ore., 675
 1965 Doris Rudell, Whittier, Calif., 659
 1964 Jean Havlish, St. Paul, Minn., 690
 1963 Dorothy Wilkinson, Phoenix, 653
 1962 Martha Hoffman, Madison, Wis., 693
 1961 Elaine Newton, Park Forest, Ill., 661
 1960 Marge McDaniels, Mountain View, Calif., 649
 1959 Mae Bolt, Berwyn, Ill., 664
 1958 Ruth Hertel, Lexington, Tenn., 622
 1957 Eleanor Towles, Peoria, Ill., 664
 1956 Lucille Noe, Columbus, Ohio, 708
 1955 Nellie Vella, Rockford, Ill., 695
 1954 Helen Bassett, Peoria, Ill., 668
 1953 Marge Baginski, Berwyn, Ill., 637
 1952 Lorene Craig, Kansas City, Mo., 672
 1951 Ida Simpson, Buffalo, N.Y., 639
 1950 Cleo McGovern, Newport, Ky., 669
 1949 Clara Mataya, St. Louis, 658
 1948 Shirlee Wernecke, Chicago, 696
 1947 Agnes Junker, Indianapolis, 650
 1946 Val Mikiel, Detroit, 682
 1942 Tillie Taylor, Newark, N.J., 659
 1941 Nancy Huff, Los Angeles, 662
 1940 Sally Twyford, Aurora, Ill., 626
 1939 Helen Hengstier, Detroit, 626
 1938 Rose Warner, Waukegan, Ill., 622
 1937 Ann Gottstine, Buffalo, N.Y., 647
 1936 Ella Mankie, Madison, Wis., 612
 1935 Marie Warmbier, Chicago, 652
 1934 Marie Clemensen, Chicago, 712
 1933 Sally Twyford, Aurora, Ill., 628
 1932 Audrey McVay, Kansas City, Mo., 668
 1931 Myrtle Schulte, St. Louis, 650
 1930 Anita Rump, Fort Wayne, Ind., 613
 1929 Agnes Higgins, Chicago, 637
 1928 Anita Rump, Fort Wayne, Ind., 622
 1927 Florence Amrein, Akron, Ohio, 577
 1926 Evelyn Weisman, Indianapolis, 579
 1925 Eliza Reich, Chicago, 622
 1924 Alice Feeney, Indianapolis, 593
 1923 Emma Jaeger, Toledo, Ohio, 594
 1922 Emma Jaeger, Toledo, Ohio, 603
 1921 Emma Jaeger, Toledo, Ohio, 579
 1920 Birdie Humphreys, St. Louis, 559
 1919 Elizabeth Husk, Newark, N.J., 594
 1918 Frances Steib, Detroit, 537
 1916 Agnes Koester, Detroit, 486

ALL-EVENTS CLASSIC

2009 Robin Romeo, Newhall, Calif., 2,172
 2008 Liz Johnson, Cheektowaga, N.Y., 2,113
 2007 Wendy Macpherson, Henderson, Nev., 2,161
 2006 Karen Stroud, Victoria, Texas, 2,159
 2005 Leanne Barrette, Elk Grove, Calif., 2,231
 2004 Kim Adler, Merritt Island, Fla., 2,133

2003 Michelle Feldman, Skaneateles, N.Y., 2,048
 2002 Cara Honeychurch, Melbourne, Australia, 2,150
 2001 Jonquay Armon, Lake in the Hills, Fla., 2,044
 2000 Carolyn Dorin-Ballard, Fort Worth, Texas, 2,147
 1999 Hidemi Mizobuchi, Tokyo, 2,065
 1998 Liz Johnson, Niagara Falls, N.Y., 1,989
 1997 Kendra Cameron, Gambills, Md., 2,039
 1996 Lorrie Nichols, Algonquin, Ill., 1,985
 1995 Beth Owen, Dallas, 1,983
 1994 Wendy Macpherson-Papanos, Henderson, Nev., 1,940
 1993 Anne Marie Duggan, Edmond, Okla., 1,990
 1992 Mitsuko Tokimoto, Tokyo, 1,928
 1991 Debbie Kuhn, Baltimore, 2,036
 1990 Carol Norman, Ardmore, Okla., 1,984
 1989 Nancy Fehr, Cincinnati, 1,911
 1988 Lisa Wagner, Palmetto, Fla., 1,871
 1987 Leanne Barrette, Yukon, Okla., 1,972
 1986 Robin Romeo, Newhall, Calif., and Maria Lewis, Manteca, Calif., 1,877
 1985 Aleta Sill, Dearborn, Mich., 1,900
 1984 Shinobu Saitoh, Tokyo, 1,922
 1983 Virginia Norton, Cypress, Calif., 1,922
 1982 Aleta Sill, Dearborn, Mich., 1,905
 1981 Virginia Norton, Cypress, Calif., 1,905
 1980 Cheryl Robinson, Drestrehan, La., 1,848
 1979 Betty Morris, Stockton, Calif., 1,945
 1978 Annese Kelly, Las Vegas, 1,896
 1977 Akiko Yamaga, Tokyo, 1,895
 1976 Betty Morris, Stockton, Calif., 1,866
 1975 Virginia Norton, Cypress, Calif., 1,821
 1974 Judy Soutar, Leawood, Kan., 1,944
 1973 Toni Starin, Midwest City, Okla., 1,910
 1972 Mildred Ignizio, Rochester, N.Y., 1,877
 1971 Lorrie Nichols, Algonquin, Ill., 1,840
 1970 Dorothy Fothergill, Center Ossippee, N.H., 1,984
 1969 Helen Duval, Berkeley, Calif., 1,927
 1968 Susie Reichley, Dallas, 1,889
 1967 Carol Miller, Waukesha, Wis., 1,862
 1966 Kate Helbig, Mohnton, Pa., 1,835
 1965 Donna Zimmerman, Thousand Palms, Calif., 1,833
 1964 Jean Havlish, St. Paul, Minn., 1,980
 1963 Helen Shablis, Detroit, 1,849
 1962 Flossie Argent, St. Louis, 1,808
 1961 Evelyn Teal, Miami, 1,848
 1960 Judy Roberts, Angola, N.Y., 1,836
 1959 Pat McCormick, Grand Rapids, Mich., 1,927
 1958 Mae Bolt, Berwyn, Ill., 1,828
 1957 Anita Cantaline, Detroit, 1,859
 1956 Doris Knechtges, Detroit, 1,867
 1955 Marion Ladewig, Grand Rapids, Mich., 1,890
 1954 Anne Johnson, Berwick, Pa., 1,880
 1953 Doris Knechtges, Detroit, 1,886
 1952 Virginia Turner, Gardena, Calif., 1,854
 1951 LaVerne Carter, Las Vegas, 1,788
 1950 Marion Ladewig, Grand Rapids, Mich., 1,796
 1949 Cecilia Winandy, Chicago, 1,840
 1948 Virgie Hupfer, Burlington, Iowa, 1,850
 1947 Marge Dardeen, Cincinnati, 1,826
 1946 Catherine Fellmeth, Chicago, 1,835
 1942 Nina Burns, Chicago, 1,888
 1941 Sally Twyford, Aurora, Ill., 1,799
 1940 Tess Small, Chicago, 1,777
 1939 Ruth Troy, Dayton, Ohio, 1,724
 1938 Dorothy Miller, Chicago, 1,843
 1937 Louise Stockdale, Detroit, 1,761
 1936 Ella Mankie, Madison, Wis., 1,683
 1935 Marie Warmbier, Chicago, 1,911
 1934 Esther Ryan, Milwaukee, 1,763
 1933 Sally Twyford, Aurora, Ill., 1,765
 1932 Marie Warmbier, Chicago, 1,807
 1931 Myrtle Schulte, St. Louis, 1,742
 1930 Sally Twyford, Aurora, Ill., 1,727
 1929 Emma Jaeger, Toledo, Ohio, 1,700
 1928 Emma Jaeger, Toledo, Ohio, 1,713
 1927 Grayce Hatch, Cleveland, 1,644
 1926 Ernil Lackey, Fort Wayne, Ind., 1,641
 1925 Grayce Hatch, Cleveland, 1,703
 1924 Rose Steger, Chicago, 1,647
 1923 Deane Fritz, Toledo, Ohio, 1,582
 1922 Hattie Abraham, Milwaukee, 1,659
 1921 Emma Jaeger, Toledo, Ohio, 1,557
 1920 Mae Leibrich, Chicago, 1,606
 1919 Elizabeth Husk, Newark, N.J., 1,580
 1918 Emma Jaeger, Toledo, Ohio, 1,552
 1916 Agnes Koester, Detroit, 1,423

CLASSIC DIVISION WINNERS*

If the highest score from an event came from a lower division, that bowler also was recognized as the overall tournament champion in that event.

SINGLES

1989 Lorraine Anderson, Northville, Mich., 683
 1971 Ginny Younginer, Winnsboro, S.C., 667

DIVISION 1

TEAM

2009 It's a Little Thang, Bronx, N.Y., 2,792
 2008 High Hopes, La Mesa, Calif., 2,696
 2007 Ladies on the Roll I, Alexandria, Va., 2,819
 2006 5 Hot Mamas, Orland, Calif., 2,868
 2005 New Beginnings, Austin, Texas, 2,794
 2004 Chi-Town, Lyons, Ill., 2,775
 2003 Caveman Bowl, Grants Pass., Ore., 2,906
 2002 Fargo Sports, East Moline, Ill., 3,000
 2001 Together Again, Waldorf, Md., 2,780
 2000 Sunshine Ladies, Arlington Heights, Ill., 2,811
 1999 KFC All-Stars, Las Cruces, N.M., 2,852
 1998 Here We Go Again, Worcester, Mass., 2,720
 1997 Penalty Box Too, Windsor, Ontario, 2,825
 1996 Penalty Box Too, Windsor, Ontario, 2,833
 1995 Minier Lanes, Minier, Ill., 2,856
 1994 Concordia Lanes, Belvidere, Ill., 2,688
 1993 California Dreamin' III, Ventura, Calif., 2,842
 1992 Rubber Mill, Medford, Ore., 2,716
 1991 Jolly Ladies, Philadelphia, 2,751
 1990 Just Them, Hampton, Va., and Lucky Strikes, Savannah, Ga., 2,697
 1989 Wheaton Lanes, Wheaton, Minn., 2,768
 1988 Blue Shield of California, San Francisco, 2,773
 1987 Classy Ladies, Hartford, Conn., 2,754
 1986 Royal Buick, Tucson, Ariz., 2,676
 1985 Taylor Chiropractic Life Center, Howell, Mich., 2,834
 1984 Dave Diomed's Washtenaw Lanes & Pro Shop, Ann Arbor, Mich., 2,721
 1983 Production Plating, Lexington, Ky., 2,814
 1982 Century Lanes, Hampton, Va., 2,856
 1981 Gibson Specialty Co., Waterloo, Iowa, 2,796
 1980 Walker's Body Shop, Aurora, Ill., 2,703
 1979 Don Smith's Classics, Milbrae, Calif., 2,862
 1978 Joyner Garden Center, Alexandria, Minn., 2,706
 1977 Sunbeam Girls, Birmingham, Ala., 2,670
 1976 Famous Brand Shoes, St. Louis, 2,753
 1975 Channel Chargers, Robinson, Ill., 2,667
 1974 Whitaker Trucking Inc., Roswell, N.M., 2,622
 1973 Cacco's Hawaii, Honolulu, 2,708
 1972 Donson Inc., General Contractors, Alsip, Ill., 2,707
 1971 Pepples Beauty Salon, Detroit, 2,659
 1970 Gene Hammon Ford Thunderbirds, Texas City, Texas, 2,748
 1969 Bowlorado Lanes, Fort Collins, Colo., 2,719

DOUBLES

2009 Marilyn Brown, Bellingham, Wash./Janice Eisenhut, Ferndale, Wash., 1,274
 2008 Betty Tucker, Chicago/Lila Newman-Davis, Dolton, Ill., 1,227
 2007 Celeste Reynolds/Kandace Little, Bronx, N.Y., 1,222
 2006 Pam Schulz, Longview, Wash./Valery Hubbard, Kelso, Wash., 1,264
 2005 Renee Serfass, Stroudsburg, Pa./Belinda Brown, Macon, Ga., 1,233
 2004 Deb Jacobs/Julia Halve, Waco, Texas, 1,281
 2003 Rhonda Terry/Frostina Milner, Greensboro, N.C., 1,229
 2002 Zelma Barnes/Tosca Cobbien, South Euclid, Ohio, 1,284
 2001 Amy Ciammaichella/Edith Meerdo, Imperial, Pa., 1,227
 2000 Doris Eppler, Murrieta, Calif./Cindi Thurmond, Hemet, Calif., 1,237
 1999 Sherry Brumley/Betty Abrams, Garfield, Ark., 1,219
 1998 Amy Goembel, Brandon, S.D./Julie Jarman, Sioux Falls, S.D., 1,209
 1997 Robynn Terry, Basin, Wyo./Cindy McIntosh, Greybull, Wyo., 1,258
 1996 Carlotta Piper/Merva Brison, Brooklyn, N.Y., 1,244
 1995 Sande Crawford, Columbia Heights, Minn./Cheryl Rasmussen, Osseo, Minn., 1,217
 1994 Leslie Pappan, Tulsa, Okla./Debby Johns, Broken Arrow, Okla., 1,225



1993 Mary Garrett/Rhondrea Simmons, Muskogee, Okla., 1,267
1992 Mary Piche, Burlington, Ontario/Karen Nicol, Hamilton, Ontario, 1,200
1991 Lina Rincon, San Antonio/Bonnie Van Steenburg, Universal City, Texas, 1,227
1990 Joann Anastasio/Cathie Cross, Augusta, Maine, 1,204
1989 Carol Feuerborn, Olathe, Kan./Leeta Sweet, Garnett, Kan., 1,208
1988 Judy Eldredge, Ridge Crest, Calif./Patricia Taum, Beale Air Force Base, Calif., 1,184
1987 Gloria Penn, Plainfield, N.J./Ruth Jensen, South Bound Brook, N.J., 1,232
1986 Cindy Brennan, Missoula, Mont./Joy Eckley, Roman, Mont., 1,188
1985 Sara Hennessey/Laura Lyons, Piqua, Ohio, 1,232
1984 Shirley Heppner, Oshkosh, Wis./Diane Wilde, Waupaca, Wis., 1,255
1983 Bea Hatfield, Shawnee, Kan./Rose Swain, Lenexa, Kan., 1,233
1982 Bridgett Basiak, Chesterton, Ind./Donna Oldaker, Lake Station, Ind., 1,211
1981 Jeri Gue, New Castle, Del./Jo Ann Scott, Wilmington, Del., 1,181
1980 Marie Fouché/Katherine Alexander, Los Angeles, 1,176
1979 Vi Walde/Bernell Preul, Denison, Iowa, 1,175
1978 Jean Hand, Fairview, Ill./Judy Hart, Canton, Ill., 1,201
1977 Viola Coombs, Mesa, Ariz./Jackie Hedrick, Tempe, Ariz., 1,175
1976 Shirley Mansfield/Barbara Siemruch, North Glenn, Ohio, 1,198
1975 Josie Freeman/Patsey Plumley, West Helena, Ark., 1,194
1974 Rachel Rookstool/Ruble Sizemore, Fort Walton Beach, Fla., 1,209
1973 Carol Sheppard/Laura Black, Phoenix, Ariz., 1,203
1972 Evelyn Porter/Billie Caldwell, Chicago, 1,215
1971 Judy Bell, Lithonia, Ga./Daisy Trout, Marietta, Ga., 1,194
1970 Lorraine Petersen/Peggy Runyon, Garden Grove, Calif., 1,231
1969 Bertha Keeney, Wheat Ridge, Colo./Joyce Georgeson, Denver, 1,205

SINGLES **DIV 1**

2009 Linda Freeland, Dade City, Fla., 694
2008 Michelle Stahl, Hillsborough, N.J., 657
2007 Lil Holguin, Las Cruces, N.M., 683
2006 Cathy Woessner, Euless, Texas, 710
2005 Lil Martindale, Longmont, Colo., 689
2004 Darlene Anderson, Elizabethtown, Pa., 707
2003 Debra Lewis, Kalamazoo, Mich., 712
2002 Kathy Pausch, Moorhead, Minn., 682
2001 Sissy Nugent, Waxachachie, Texas, 695
2000 Beverly Alwine, Harrisburg, Pa., 678
1999 Maggie Matheson, Chula Vista, Calif., 709
1998 Linda Duerksen, York, Neb., 671
1997 Donna Barnes, Perryton, Texas, 687
1996 Jacqueline Pawlak, Wappingers Falls, N.Y., 660
1995 Linda Estep, Waldorf, Md., 683
1994 Michele Davis, Baytown, Texas, 686
1993 Belle Turner, Paducah, Ky., 679
1992 Linda Lesniak, Evergreen Park, Ill., 669
1991 Kelly Smith, Faribault, Minn., 660
1990 Nancy Jones, Oklahoma City, 682
1989 See Classic Division Winners*
1988 Hazel Ivy, Omaha, Neb., 662
1987 Kathleen Lovett, Arthurdale, W.Va., and Schanda Plank, Grand Rapids, Mich., 656
1986 Diane Smith, Lake Cowichan, British Columbia, 688
1985 Vicki Baker, St. Paris, Ohio, 656
1984 Cathy Sartwell, Morgan City, La., 690
1983 Doyle Seibel, Angleton, Texas, 652
1982 Jan Sammon, Davenport, Iowa, 650
1981 Dorothy Batey, East Orange, N.J., 651
1980 Cheri Mason, Lansing, Ill., 651
1979 Jean Carbone, Kenosha, Wis., 632
1978 Norma Walker, Tacoma, Wash., 659
1977 Edna Ruth, Belpre, Ohio, 644
1976 Vanda Philson, Sidney, Neb., 666
1975 Beatrice Orendorf, Bridgeville, Del., 664
1974 Barbara Davis, Sterling Heights, Mich., 658
1973 Barbara Jacques, San Diego, 680
1972 Shirley Frank, Woodside, N.Y., 657
1971 See Classic Division Winners*

1970 Jelemia Sanders, Richmond, Ky., 654
1969 Ann Keerbs, Churdan, Iowa, 649

ALL-EVENTS **DIV 1**

2009 Sheryl Ishihara, Anchorage, Alaska, 1,852
2008 Janet Smith, Kannapolis, N.C., 1,820
2007 LaVonnie Giles, Waldorf, Md., 1,928
2006 Maika Winkler, Antelope, Calif., 1,856
2005 Cindy Mattingly, Puyallup, Wash., 1,817
2004 Jenni Ferguson, Anderson, Ind., 1,870
2003 Mindy Molstad, Wheaton, Ill., 1,873
2002 Karleen Reynolds, Dallas, 1,870
2001 Kathy Street, Union City, Ind., 1,872
2000 Karen Lowe, Fort Knox, Ky., 1,833
1999 Marlene Walls, Morris, Ill., 1,831
1998 Ginger Moore, Killeen, Texas, 1,817
1997 Theresa Adams, Pocomoke City, Md., 1,863
1996 Charlotte Chocrane, DeKalb, Ill., 1,818
1995 Kelly Seabloom, Scottsdale, Ariz., 1,807
1994 Michele Davis, Baytown, Texas, 1,809
1993 Bertha Blacksher, Uriah, Ala., and Sharon Davis, Orange, Texas, 1,807
1992 Shari Ellison, Columbus, Ga., 1,848
1991 Chris Crowe, Prospect, Ky., 1,803
1990 Bonnie Piszczek, Wauwatosa, Wis., 1,791
1989 Sandy Flint, Sioux Falls, S.D., 1,801
1988 Karen Terry, Inglewood, Calif., 1,746
1987 Arlene Army, Millbury, Mass., 1,767
1986 Nancy Schubert-Balcer, Baltimore, 1,780
1985 Barbara Hansen, Hyanis, Mass., 1,800
1984 Verona Gloudemans, Kimberly, Wis., 1,749
1983 Michelle Casella, Sun Valley, Calif., 1,827
1982 Elmer Harrison, Chalmette, La., 1,770
1981 Ferol Streib, Leavenworth, Wash., 1,738
1980 Velda Morris, Del City, Okla., 1,711
1979 Karen Russell, Bethany, Okla., 1,788
1978 Sandy Gazell, Boca Raton, Fla., 1,852
1977 Pat Booth, Memphis, Tenn., and Marlene Willett, Marietta, Ga., 1,739
1976 Ethel Coverdell, Orlando, Fla., 1,748
1975 Jeanette Pease, Richmond, Va., 1,749
1974 JoAnne Rogalski, Buffalo, N.Y., 1,907
1973 Reta Richardson, Boise City, Iowa, 1,769
1972 Janice Denning, Wilmington, Del., 1,827
1971 Joyce Mooney, Pittsburgh, 1,721
1970 Leah Ackerman, Sheldon, Iowa, 1,796
1969 Janice Pickle, Tucson, Ariz., 1,743

DIVISION 2

TEAM **DIV 2**

2009 MD Crabs With Attitude, Waldorf, Md., 2,649
2008 Cathy's Hairshapers, Kannapolis, N.C., 2,644
2007 Latin Flava, Chicago, 2,731
2006 Jax 1, Jacksonville, Fla., 2,734
2005 Chi-Town, Lyons, Ill., 2,640
2004 Bowling Buddies, Corona, Calif., 2,657
2003 Country Gals, California, Md., 2,790
2002 Carolina Girls, Leland, N.C., 2,777
2001 Greater Toronto #3, Scarborough, Ontario, 2,636
2000 Flamingo Telecom II, Niles, Mich., 2,754
1999 The Dreamers of Memphis, Memphis, Tenn., 2,660
1998 Susan's Hair Fashion, Richmond, Va., 2,658
1997 Mill 3, Shelton, Wash., 2,816
1996 Motor Electric, Elkhart, Ind., 2,693
1995 Southern Sights Landscape, Pascagoula, Miss., 2,757
1994 Ottawa Squaws, Toledo, Ohio, 2,547
1993 Untouchables, Mobile, Ala., 2,495
1992 Put Together's, Muncie, Ind., 2,568
1991 Lindberg Shelter Insurance, Albion, Iowa, 2,598
1990 Bristol Five, Bristol, Va., 2,492
1989 The Crickets, Minneapolis, 2,627
1988 Dot's Trophy House, Lakeview, Ore., 2,531
1987 Miller's Chihuahua's, Plain City, Ohio, 2,521
1986 Caffe Trucking, Wessington Springs, S.D., 2,530
1985 Fantastics Inc. 1, Detroit, 2,532
1984 Spirit of Ely II, Ely, Nev., 2,511
1983 Scat's Brats No. 1, Simi Valley, Calif., 2,523
1982 Baldwin State Bank, Baldwin City, Kan., 2,526
1981 Matinee Five, Severna Park, Md., 2,631
1980 Erie Jr., Detroit Lakes, Minn., 2,414
1979 Silver Spur, Callup, N.M., 2,475

1978 Dixie Doodles, Guntersville, Ala., 2,462
1977 Charlie Brown's, Superior, Wis., 2,535
1976 Partain Mechanical Contractor, Texarkana, Ark., 2,532
1975 Bowl-O-Mat Lounge, Muncie, Ind., 2,407
1974 Par-Matt Lanes, Oakland, Md., 2,479
1973 Killeen Merchants, Killeen, Texas, 2,550
1972 Krolczyk's Plaza, Rosenberg, Texas, 2,398
1971 Lady Bugs, Marietta, Ga., 2,366
1970 Sabre Lounge, Sierra Vista, Ariz., 2,646
1969 Five Pins, Fullerton, Calif., 2,416
1968 Just Made It, Westport, Conn., 2,448
1967 English's Windy Hill, Ithaca, N.Y., 2,569
1966 Jasperettes, Jasper, Texas, 2,446
1965 Don's Medical Pharmacy, Havre, Mont., 2,480
1964 Miller Transporters, Ltd., Jackson, Miss., 2,635
1963 Embassy Bowl, Arcola, Ill., 2,436
1962 Reid Enterprises, Long Beach, Calif., 2,502
1961 Santelli Lumber Co., Lyons, N.Y., 2,478
1960 All Star Restaurant, Salina, Kan., 2,476
1959 Double J Tasty Freeze, Erie Co., N.Y., 2,488
1958 Manhattanite No. 2, New York, and Marx Hotel No. 3, San Francisco, 2,353
1957 Johnnies Flower Shop, Van Wert, Ohio, 2,408
1956 Sitnek Fuel, Clarksburg, W.Va., 2,455

DOUBLES **DIV 2**

2009 Kate Olson, St. Helens, Ore./Lynda Woodall, Rainier, Ore., 1,178
2008 Lucinda Griggie/Christine Wiley, Charlotte, N.C., 1,136
2007 Lori Tapparo, Strasburg, Colo./Barbara Whitehead, Bennett, Colo., 1,138
2006 Sharon Cassidy, San Mateo, Calif./Elaine Van Otten, Pacifica, Calif., 1,171
2005 Jeanne Hester, Arlington, Texas/Marsha Goforth, Burleson, Texas, 1,169
2004 Missy Yurs, DeKalb, Ill./Billie Hillenburg, Sycamore, Ill., 1,175
2003 Mary Ann Jones/Jodi Jones, Glendale, Ariz., 1,208
2002 Karen Spencer, Loves Park, Ill./Mindy Hill, Machensy, Ill., 1,206
2001 Angie Perino/Denise Johnson, Durango, Colo., 1,152
2000 Suanne Troy, Pierce City, Mo./Connie Gordon, Cassville, Mo., 1,153
1999 Lois Caldwell, Oakland, Calif./June Geddes, Dunnigan, Calif., 1,235
1998 Kathy Alleman, Glenwood City, Wis./Linda Gordon, Menomonie, Wis., and Peggy Arceneaux/Cindy Pate, Lafayette, La., 1,129
1997 Tawnia Bryant, Filer, Idaho/Londa Stout, Kimberly, Idaho, 1,207
1996 Linda Chapman/Linda Hollins, Fort Worth, Texas, 1,150
1995 Billie Baria, Mobile, Ala./Jannice Petty, Saraland, Ala., 1,156
1994 Mary Ann Robinson, Moorcraft, Wyo./LaDora McPeters, Casper, Wyo., 1,164
1993 Helen Self/Debbie Tesch, Monroe, La., 1,134
1992 Janelle Paksi/Jo Wendling, St. Johns, Mich., 1,110
1991 Shirley Piper/Rhonda Custer, Waynesboro, Pa., 1,150
1990 Anna Adams/Theresa Hruskocy, Whiting, Ind., 1,164
1989 Marianna Verdugo/Wanda Lundy, Tucson, Ariz., 1,123
1988 Shirley Stephan/Dianna Amos, Casa Grande, Ariz., 1,068
1987 Ann Wilson, Ashdown, Ark./Frances Scarborough, Texarkana, Ark., 1,130
1986 Kitty Eland, Ontario, Calif./Arlene Magana, St. Chino, Calif., 1,110
1985 Peggy O'Neal, Catlettsburg, Ky./Carole Fischer, Wayne, W.Va., 1,094
1984 Janice Daniels/Ursula Schroeder, Elizabethtown, Ky., 1,125
1983 Dorothy Croxton, Philadelphia/Elizabeth Richardson, Richmond, Va., 1,153
1982 Gloria Tayek, Crystal Lake, Ill./Gayle Comerer, Elgin, Ill., 1,067
1981 Constance Calveric, Sayre, Pa./Barbara White, Athens, Pa., 1,050
1980 Cindy Ortiz, San Jose, Calif./Pauline Gullion, Toledo, Ohio, 1,070
1979 Frances Unruh, Garden Grove, Calif./Diane Watts, Cypress, Calif., 1,067
1978 Kris Ihlenfeldt, Arlington Heights, Ill./Margaret Thelander, Mount Prospect, Ill., 1,049
1977 Betty Jo Schilling/Coralie Yeager, Lockwood, Mo., 1,088
1976 Kay Larison/Margaret Bolyard, Hansen, Idaho, 1,098
1975 Betty Cornelius, Prescott, Ark./Opal Baker, Blevins, Ark., 1,060



1974 Marie Smothermon, Tyro, Kan./Doris Shaw, Coffeyville, Kan., 1,109
1973 Judy Hiler/Jerry Thompson, Springfield, Ill., 1,109
1972 Jerry Wise/Sue Minks, Higginsville, Mo., 1,109
1971 June Durham/Sharon Chambers, Jacksonville, Fla., 1,088
1970 Fern Clappitt/Marge Porter, Neodesha, Kan., 1,098
1969 Patricia Rose/Mary Redman, Sierra Madre, Calif., 1,047
1968 Lamar Wars/Betty Beamom, Alice, Texas, 1,105
1967 Ann Schauer/Julia Nungesser, College Point, N.Y., 1,108
1966 Sally Riffin, W. Monroe, La./Margie Porter, Monroe, La., 1,100
1965 Nona Yaeger, Coos Bay, Ore./Starr Cotton, Empire, Ore., 1,135
1964 Dona Clapsaddle/Shirley Willis, Mason City, Iowa, 1,129
1963 Ruby Williams/Bernice Hotchkins, Gary, Ind., 1,062

SINGLES **DIV 2**

2009 Nicole Evans, Buena Park, Calif., 646
2008 Candy Jones, White Plains, Md., 633
2007 Donna Brown, Shalimar, Fla., 669
2006 Carol Hausman, Port Charlotte, Fla., 632
2005 Carla Whitehead, Decatur, Ga., 669
2004 Debi Richardson, Fort Worth, Texas, 654
2003 Deborah Hockman, Downingtown, Pa., 674
2002 Cheryl Jenkins, Chillicothe, Ohio, 664
2001 Susan Myers, Independence, Mo., 636
2000 Jeanne Bichler, Random Lake, Wis., 665
1999 Carrie Spratford, Las Cruces, N.M., 681
1998 Beth Gallant, Clay Center, Neb., 654
1997 Roxanna Henson, Leavenworth, Kan., 695
1996 Janet Burrone, North Branford, Conn., 612
1995 Peg Childers, Compton, Ill., 628
1994 Shirley Coleman, Tucson, Ariz., 644
1993 Cynthia Hedge, Branford, Conn., 637
1992 Barb Davis, Mt. Morris, Ill., 655
1991 Darlene Schoon, Freeman, S.D., 656
1990 Denise Brockman, Cincinnati, 642
1989 Beverly Tays, Crawfordsville, Ind., 689
1988 Pat Albert, Withee, Wis., 579
1987 Luann Stavola, Atlantic Highlands, N.J., 608
1986 Kitty Eland, Ontario, Calif., 656
1985 Bobbi Conkin, Kingsport, Tenn., 620
1984 Lorraine Hands, Lucan, Ontario, 635
1983 Linda Anderson, Spanish Forks, Utah, 631
1982 Sammie Gray, Martin, Tenn., 582
1981 Bonnie Bowley, Savage, Md., 594
1980 Connie Deasy, Ephrata, Wash., 583
1979 Connie Pelloni, Louisville, Colo., 593
1978 Faydra Austin, Miami, 618
1977 Mary Ann Jocius, Riverdale, Md., 667
1976 Pat Wahner, Stanfield, Ore., 647
1975 Helen Jacobs, Valley, Neb., 609
1974 Patti Perkins, Tacoma, Wash., 635
1973 Marjorie Williams, San Marcos, Texas, 620
1972 Elvadeen Parris, Edina, Mo., 587
1971 Shyrlye White, Kansas City, Mo., 583
1970 Mae Rose Knauf, Mason, Mich., 602
1969 Marcia White, Rowland Heights, Calif., 607
1968 Beatrice Harm, Enola, Pa., 610
1967 Lillian Royer, Woodlyn, Pa., 613
1966 Kay Riddell, New Orleans, 598
1965 Shirley Banks, El Cerrito, Calif., 604
1964 El Ferguson, Lansing, Mich., 650
1963 Vivian Strout, Nashville, Tenn., 586

ALL-EVENTS **DIV 2**

2009 Lula Jones, Fayetteville, N.C., 1,780
2008 Connie Beckwith, Howe, Ind., 1,675
2007 Victoria Dreher, Columbia, S.C., 1,794
2006 Shelley Hall, Long Beach, Calif., 1,774
2005 Judy Roberts, Meraux, La., 1,769
2004 Vickie Martinsen, Overton, Nev., 1,793
2003 Jane Carpenter, Durham, N.C., 1,837
2002 Sharon Ryon, Huntingtown, Md., 1,755
2001 Linda Kiou, Carpentersville, Ill., 1,773
2000 Patty Niehaus, Will, Ill., 1,746
1999 Carrie Spratford, Las Cruces, N.M., 1,756
1998 Melody Goodrich, Laramie, Wyo., 1,724
1997 Shirley Petty, Pocahontas, Ark., 1,804
1996 Linda Boeheme, Milwaukee, 1,708
1995 Lisa Rascon, Augusta, Ga., 1,711
1994 Peggy Bush, Idaho Falls, Idaho, 1,727
1993 Judy Guitreau, Geismar, La., 1,713
1992 Sandy Woelk, Kingsville, Ontario, 1,651

1991 Ruth Reimer, St. Catharine, Ontario, 1,661
1990 Pamela Schmal, Winston-Salem, N.C., 1,664
1989 Del Tkach, Bismarck, N.D., 1,671
1988 Linda Veatch, Madera, Calif., 1,608
1987 Kathy Burley, Bethlehem, Pa., 1,610
1986 Kitty Eland, Ontario, Calif., 1,819
1985 Bobbi Conkin, Kingsport, Tenn., 1,679
1984 Janet Marsteller, Sandy Lake, Pa., 1,711
1983 Peg Borer, Albion, Neb., 1,689
1982 Brenda Draper, Auburn, Neb., 1,672
1981 Doris Fletcher, Chestertown, Md., 1,618
1980 Nadine Collins, Peotone, Ill., 1,592
1979 Robyn Bodin, Norman, Okla., 1,611
1978 Faydra Austin, Miami, 1,798
1977 Mary Ann Jocius, Riverdale, Md., 1,672
1976 Beverly Morgan, Long Beach, Calif., 1,678
1975 Barbara Perkins, Waynesville, Mo., 1,637
1974 Patti Perkins, Tacoma, Wash., 1,612
1973 Bernadine Sobotta, Lansing, Ill., 1,660
1972 Elvadeen Parris, Edina, Mo., 1,587
1971 Kathleen Morgan, Devonshire, Bermuda, 1,624
1970 Mary Dixon, Abilene, Texas, 1,668
1969 Beverly Pluhowsky, Phoenix, 1,668
1968 May Monroe, Childress, Texas, 1,626
1967 Pat Beasley, Lansing, Mich., 1,653
1966 Gail Arce, Tampa, Fla., 1,644
1965 Trudy Hatton, N. Vancouver, British Columbia, 1,631
1964 Emma Randolph, Memphis, Tenn., 1,772

DIVISION 3

TEAM **DIV 3**

2009 Alley Oops, Slidell, La., 2,419
2008 Sassy Ladies I, Hampton, Va., 2,450
2007 Over 50 Virgins, Concord, N.C., 2,447
2006 Unbowlievables, Meridian, Idaho, 2,530
2005 Eastern Shore Fun Bunch, Centerville, Md., 2,420
2004 Teske Trucking Inc., Kokato, Minn., 2,414
2003 Sassy Mommas, Clarksville, Ark., 2,228
2002 Elkhorn Inn, Westbrook, Minn., 2,503
2001 Dana Epic, Stryker, Ohio, 2,445
2000 Bank of Rantoul, Rantoul, Ill., 2,547
1999 Behr Enterprise, Fulda, Minn., 2,455
1998 Alley Gators II, Elkton, Md., 2,389
1997 Plum Loco, Longmont, Colo., 2,482
1996 Lee's Restaurant, Shawano, Wis., 2,438
1995 Z-92 Zeesters, Holbrook, Ariz., 2,380
1994 Arch of Wyoming, Hanna, Wyo., 2,266

DOUBLES **DIV 3**

2009 Bonnie Wefel/Lindy Wefel, Belvidere, Ill., 1,071
2008 Leanne Marlow, Sault Ste Marie, Mich./Laurie Clarida, Sault Ste Marie, Ontario, 1,085
2007 Sherri Thompson, Waldorf, Md./Lorraine Golson, Cheverly, Md., 1,065
2006 Sherry Brockman, Plano, Texas/Wendy Mooring, Dallas, 1,123
2005 Wendy Peterson, Gallatin, Mo./Susie Wynn, Blue Springs, Mo., 1,092
2004 Christine Sharum, Greenwood, Ark./Tanya Bullington, Fort Smith, Ark., 1,139
2003 Latricia Carroll, Tustin, Calif./Sylvia Perkins, Lake Forest, Calif., 1,111
2002 Carmen Lipscombe, Elizabethtown, Ky./Rhonda Berry, Louisville, Ky., 1,119
2001 Esther Gurr/Tallahassee, Fla./Myrell Stokes, Woodville, Fla., 1,064
2000 Stephanie Strong/Bobbie Dahm, Sunnyvale, Calif., 1,119
1999 Penny Barnett-Keller/Susan Bennett, Evansville, Ind., 1,077
1998 Stafie Ochman/Terrie Szczepanik, Sault Ste. Marie, Ontario, 1,082
1997 Virginia Davis/Sandra Hudnall, Des Moines, Iowa, 1,106
1996 Roxanne Lynds, Broad Brook, Conn./Suzanne Fisher Hummelstown, Pa., 1,043
1995 Michelle Smith/Gloria Gillespie, Seaford, Del., 1,102
1994 Lindy Whillock/Amy Dubberly, Lubbock, Texas, 1,085

SINGLES **DIV 3**

2009 Sandy Green, Virginia Beach, Va., 594
2008 Brenda Schafer, Grass Valley, Calif., and Xiomara Rojas, Bronx, N.Y., 589
2007 Alice Smith, Prescott, Mich., 620

2006 Nancy Galinat, Harrold, S.D., 638
2005 Phyllis Middleton, Parsons, Kan., 579
2004 Denise Hosler, Elkhart, Ind., 610
2003 Carol Molina, Moriarty, N.M., 604
2002 Grace Krump, Kent, Minn., 665
2001 Fran Wolf, Lebanon, Ind., 612
2000 Carol Damlow, Hutchinson, Minn., 591
1999 Sharon Cook, Omaha, Neb., 590
1998 Betty Shaw, Cement City, Mich., 602
1997 Michelle Ferguson, Tacoma, Wash., 625
1996 Sue Tschcepe, Cypress, Texas, 574
1995 Mary F. Jones, Henderson, Nev., 582
1994 Mary Dale, Santa Monica, Calif., 616

ALL-EVENTS **DIV 3**

2009 Krissy Elvin, Lakeview, Ore., 1,615
2008 Nancy Massengill, Denver, N.C., 1,603
2007 Lori Levandowski, Milwaukee, 1,630
2006 Jennifer Reed, Hamilton, Va., 1,680
2005 Michelle Roberts, Tama, Iowa, 1,645
2004 Lea Hilton, Springfield, Mo., 1,659
2003 Melody Hamer, North Riverside, Ill., 1,625
2002 Grace Krump, Kent, Minn., 1,630
2001 Pebbles Simmons, Chalmette, La., 1,649
2000 Yvonne Hanneman, Rifle, Colo., 1,639
1999 Bethany Birkholz, Walkerton, Ind., 1,661
1998 Melissa Dunleavy, Spicer, Minn., 1,615
1997 Thelma Ugay, Jeddah, Saudi Arabia, 1,656
1996 Danyele Ely, Gautier, Miss., 1,564
1995 Stephanie Pulda, Yuma, Ariz., 1,554
1994 Natalie Chopey, Alameda, Calif., 1,568

DIVISION 4

TEAM **DIV 4**

2009 Three Peaks Outfitters, Cle Elum, Wash., 2,175
2008 Nothin But Fun, Newburgh, Maine, 2,084
2007 We're Back, Rockingham, N.C., 2,181
2006 Bear Nasty, Monticello, Minn., 2,187
2005 Mishaps, Grand Junction, Iowa, 2,113
2004 Miss Fitts, Battle Ground, Ind., 2,226
2003 Prairie Gals, Cottonwood, Idaho, 2,228

DOUBLES **DIV 4**

2009 Wanda Blain, Carlisle, Pa./Tammy Smith, Dry Run, Pa., 942
2008 Tirsia DeJong/Priscilla Quinton, Olympia, Wash., 937
2007 Angela Anstrom, Charlotte, N.C./Vivian Thompson, Blowing Rock, N.C., 981
2006 Sherri Hachmeister, Lenora, Kan./Dana Knapp, Norcatur, Kan., 974
2005 Nancy DeAngelis, Trevoise, Pa./Sandy Watkins, Oakford, Pa., 957
2004 Florence Martin, Galena, Kan./Billie Bilke, Riverton, Kan., 957
2003 Lisa Morasco/Linda Lucas, Lake Charles, La., 1,004

SINGLES **DIV 4**

2009 Joy Chauvette, Westbrook, Maine, 547
2008 Patricia Barrett, Arlington Heights, Ill., 544
2007 Connie Parson, Akron, Ohio, 589
2006 Barbara Dynes, New Castle, Ind., 593
2005 Leisa Armstrong, Crestline, Ohio, 540
2004 Barbara Barnett, Oliver Springs, Tenn., 564
2003 Molly Hardyman, Grove City, Ohio, 610

ALL-EVENTS **DIV 4**

2009 Sherry Woodhouse, Cocoa, Fla., 1,485
2008 Kris Romain, Madison, Wis., 1,469
2007 DeAnn Kubr, Columbus, Neb., 1,473
2006 DeAnn Kubr, Columbus, Neb., 1,557
2005 Nita Redding, Dallas, 1,416
2004 Linda Miotke, Three Forks, Mont., 1,509
2003 Molly Hardyman, Grove City, Ohio, 1,638



UNITED STATES BOWLING CONGRESS, INC.
STATEMENTS OF FINANCIAL POSITION
DECEMBER 31, 2024 AND 2023

ASSETS	<u>2024</u>	<u>2023</u>
CURRENT ASSETS		
Cash and Cash Equivalents	\$ 5,831,494	\$ 5,240,906
Cash and Cash Equivalents - SMART Program	640,207	807,802
Accounts Receivable, Net	250,284	521,365
Accounts Receivable, Net - SMART Program	-	133,290
Due from Related Parties	726,000	792,941
Inventory	24,230	14,472
Prepaid Expenses and Other	1,885,757	655,042
Total Current Assets	<u>9,357,972</u>	<u>8,165,818</u>
INVESTMENTS		
Investments, at Fair Value	45,758,359	40,164,557
Investments, at Fair Value - SMART Program	95,662,741	93,049,038
Investment in International Bowling Campus, LLC	4,031,317	4,092,421
Total Investments	<u>145,452,417</u>	<u>137,306,016</u>
PROPERTY AND EQUIPMENT		
Furniture and Fixtures	578,486	578,486
Tournament Equipment	11,387,731	11,050,293
Vehicles	87,993	117,028
Software	5,327,322	4,686,939
Software - SMART Program	910,467	910,467
Construction in Progress	187,500	-
Total, at Cost	<u>18,479,499</u>	<u>17,343,213</u>
Less: Accumulated Depreciation	15,145,500	13,997,248
Less: Accumulated Depreciation - SMART Program	910,467	910,467
Total Property and Equipment	<u>2,423,532</u>	<u>2,435,498</u>
OPERATING LEASE RIGHT-OF-USE ASSETS	171,674	256,946
GOODWILL, NET OF ACCUMULATED AMORTIZATION	<u>286,666</u>	<u>331,666</u>
Total Assets	<u><u>\$ 157,692,261</u></u>	<u><u>\$ 148,495,944</u></u>

UNITED STATES BOWLING CONGRESS, INC.
STATEMENTS OF FINANCIAL POSITION (CONTINUED)
DECEMBER 31, 2024 AND 2023

	<u>2024</u>	<u>2023</u>
LIABILITIES AND NET ASSETS		
CURRENT LIABILITIES		
Accounts Payable	\$ 833,202	\$ 723,228
Accounts Payable - SMART Program	33,317	105,701
Due to Related Parties	6,233	2,947
Accrued Liabilities	3,549,851	3,070,569
Accrued Liabilities - SMART Program	750,000	-
Current Portion of Postretirement Benefit Obligation	59,000	78,000
Current Portion of Deferred Revenue - Tournament Subsidy	875,000	-
Current Portion of Scholarship Awards Payable - SMART Program	13,148,052	11,534,175
Current Portion of Operating Lease Liability	82,130	85,804
Deferred Revenue - National Tournaments	16,427,897	14,992,465
Deferred Revenue - Membership Dues	6,970,923	6,797,035
Deferred Revenue - BowlTV Subscriptions	170,480	141,609
Deferred Revenue - Bowlers Journal Subscriptions	231,368	226,126
Total Current Liabilities	<u>43,137,453</u>	<u>37,757,659</u>
LONG-TERM LIABILITIES		
Deferred Revenue - Tournament Subsidy, Less Current Portion Above	150,000	750,000
Postretirement Benefit Obligation, Less Current Portion Above	407,443	540,930
Scholarship Awards Payable - SMART Program	91,474,763	87,601,022
Long Term Portion of Operating Lease Liability	89,544	171,142
Total Long-Term Liabilities	<u>92,121,750</u>	<u>89,063,094</u>
Total Liabilities	135,259,203	126,820,753
NET ASSETS		
Without Donor Restrictions		
Undesignated	15,708,718	14,399,436
Designated for SMART Program	(9,269,278)	(5,508,287)
Designated for Operating Reserve	15,993,618	12,784,042
Total Net Assets	<u>22,433,058</u>	<u>21,675,191</u>
Total Liabilities and Net Assets	<u>\$ 157,692,261</u>	<u>\$ 148,495,944</u>



UNITED STATES BOWLING CONGRESS, INC.
STATEMENT OF ACTIVITIES
YEAR ENDED DECEMBER 31, 2024

	Without Donor Restrictions	With Donor Restrictions	Total
REVENUES			
Membership Dues	\$ 14,347,507	\$ -	\$ 14,347,507
Merchandise Sales	36,170	-	36,170
Workshops and Seminars	361,270	-	361,270
Special Events, Booths, and Concessions	1,002,275	-	1,002,275
Tournament Entry and Prize Fees	18,442,149	-	18,442,149
Tournament and Conventions Subsidy	3,692,220	-	3,692,220
Brackets	1,767,908	-	1,767,908
Advertising	224,297	-	224,297
Royalty	911,079	-	911,079
Sponsorship	608,001	-	608,001
Contributions	62,708	-	62,708
Net Investment Return	3,029,811	-	3,029,811
Net Investment Return - SMART Program	6,176,991	-	6,176,991
BowlTV	1,208,698	-	1,208,698
Other	126,187	-	126,187
Bowlers Journal	336,918	-	336,918
Total Revenues	52,334,189	-	52,334,189
EXPENSES			
Salaries	8,016,969	-	8,016,969
Fringe Benefits	2,457,166	-	2,457,166
Employee Recruitment and Training	51,244	-	51,244
Temporary Agency Services	4,209,043	-	4,209,043
Professional Services	5,306,617	-	5,306,617
Professional Services - SMART Program	341,864	-	341,864
Supplies	168,325	-	168,325
Supplies - SMART Program	194	-	194
Resale Merchandise	29,539	-	29,539
Prizes	12,424,910	-	12,424,910
Awards	770,091	-	770,091
Telephone	30,085	-	30,085
Postage and Freight	1,349,387	-	1,349,387
Postage and Freight - SMART Program	6,534	-	6,534
Facilities	1,077,591	-	1,077,591
Equipment Maintenance and Repairs	1,066,435	-	1,066,435
Depreciation	774,366	-	774,366
Amortization	45,000	-	45,000
Printing	431,792	-	431,792
Printing - SMART Program	2,399	-	2,399
Promotion, Sponsorships, and Programs	1,184,615	-	1,184,615
Promotion, Sponsorships, and Programs - SMART Program	9,195	-	9,195
Travel	1,974,045	-	1,974,045
Travel - SMART Program	2,871	-	2,871
Insurance	697,807	-	697,807
Contributions	382,754	-	382,754
Lineage and Construction	552,160	-	552,160
Earnings Allocation - SMART Program	9,072,318	-	9,072,318
Miscellaneous	316,546	-	316,546
Miscellaneous - SMART Program	(16,514)	-	(16,514)
Total Expenses	52,735,348	-	52,735,348



**UNITED STATES BOWLING CONGRESS, INC.
STATEMENT OF ACTIVITIES (CONTINUED)
YEAR ENDED DECEMBER 31, 2024**

	Without Donor Restrictions	With Donor Restrictions	Total
CHANGE IN NET ASSETS FROM OPERATIONS	\$ (401,159)	\$ -	\$ (401,159)
EQUITY IN NET LOSS OF INTERNATIONAL BOWLING CAMPUS, LLC	(340,104)	-	(340,104)
NET ASSETS OBTAINED FROM IBC YOUTH BUSINESS COMBINATION	1,459,725	-	1,459,725
CHANGE IN POSTRETIREMENT BENEFIT OBLIGATION, OTHER THAN PERIODIC EXPENSE	<u>39,405</u>	<u>-</u>	<u>39,405</u>
CHANGE IN NET ASSETS	757,867	-	757,867
Net Assets - Beginning of Year	<u>21,675,191</u>	<u>-</u>	<u>21,675,191</u>
NET ASSETS - END OF YEAR	<u><u>\$ 22,433,058</u></u>	<u><u>\$ -</u></u>	<u><u>\$ 22,433,058</u></u>

DRAFT - Preliminary
For Discussion Purposes Only
Subject to Change

UNITED STATES BOWLING CONGRESS, INC.
STATEMENT OF ACTIVITIES
YEAR ENDED DECEMBER 31, 2023

	Without Donor Restrictions	With Donor Restrictions	Total
REVENUES			
Membership Dues	\$ 14,410,349	\$ -	\$ 14,410,349
Merchandise Sales	47,382	-	47,382
Workshops and Seminars	239,070	-	239,070
Special Events, Booths, and Concessions	964,911	-	964,911
Tournament Entry and Prize Fees	16,949,305	-	16,949,305
Tournament and Conventions Subsidy	3,970,530	-	3,970,530
Brackets	1,624,034	-	1,624,034
Advertising	270,369	-	270,369
Royalty	719,868	-	719,868
Sponsorship	776,868	-	776,868
Contributions	77,864	-	77,864
Net Investment Loss	2,417,453	-	2,417,453
Net Investment Loss - SMART Program	10,677,548	-	10,677,548
BowlTV	1,012,906	-	1,012,906
Other	699,206	-	699,206
Bowlers Journal	325,814	-	325,814
Total Revenues	55,183,477	-	55,183,477
EXPENSES			
Salaries	7,611,934	-	7,611,934
Fringe Benefits	2,330,413	-	2,330,413
Employee Recruitment and Training	161,845	-	161,845
Temporary Agency Services	3,753,202	-	3,753,202
Professional Services	5,045,052	-	5,045,052
Professional Services - SMART Program	313,656	-	313,656
Supplies	181,320	-	181,320
Supplies - SMART Program	238	-	238
Resale Merchandise	61,568	-	61,568
Prizes	11,424,468	-	11,424,468
Awards	965,976	-	965,976
Telephone	37,267	-	37,267
Postage and Freight	1,243,715	-	1,243,715
Postage and Freight - SMART Program	6,348	-	6,348
Facilities	1,153,885	-	1,153,885
Equipment Maintenance and Repairs	851,366	-	851,366
Depreciation	966,619	-	966,619
Amortization	36,667	-	36,667
Printing	460,172	-	460,172
Printing - SMART Program	4,660	-	4,660
Promotion, Sponsorships, and Programs	868,265	-	868,265
Promotion, Sponsorships, and Programs - SMART Program	4,062	-	4,062
Travel	1,809,177	-	1,809,177
Travel - SMART Program	9,403	-	9,403
Insurance	751,431	-	751,431
Contributions	438,455	-	438,455
Lineage and Construction	1,406,107	-	1,406,107
Earnings Allocation - SMART Program	7,165,120	-	7,165,120
Miscellaneous	541,523	-	541,523
Miscellaneous - SMART Program	16,955	-	16,955
Total Expenses	49,620,869	-	49,620,869

**UNITED STATES BOWLING CONGRESS, INC.
STATEMENT OF ACTIVITIES (CONTINUED)
YEAR ENDED DECEMBER 31, 2023**

	Without Donor Restrictions	With Donor Restrictions	Total
CHANGE IN NET ASSETS FROM OPERATIONS	\$ 5,562,608	\$ -	\$ 5,562,608
EQUITY IN NET LOSS OF INTERNATIONAL BOWLING CAMPUS, LLC	(277,389)	-	(277,389)
CHANGE IN POSTRETIREMENT BENEFIT OBLIGATION, OTHER THAN PERIODIC EXPENSE	(25,067)	-	(25,067)
CHANGE IN NET ASSETS	5,260,152	-	5,260,152
Net Assets - Beginning of Year	16,415,039	-	16,415,039
NET ASSETS - END OF YEAR	<u>\$ 21,675,191</u>	<u>\$ -</u>	<u>\$ 21,675,191</u>

DRAFT - Preliminary
For Discussion Purposes Only
Subject to Change

UNITED STATES BOWLING CONGRESS, INC.
STATEMENT OF FUNCTIONAL EXPENSES
YEAR ENDED DECEMBER 31, 2024

	Program Services	Management and General	Total
Salaries	\$ 6,710,699	\$ 1,306,270	\$ 8,016,969
Fringe Benefits	2,221,573	235,593	2,457,166
Employee Recruitment and Training	29,666	21,578	51,244
Temporary Agency Services	4,196,251	12,792	4,209,043
Professional Services	4,717,360	589,257	5,306,617
Professional Services - SMART Program	-	341,864	341,864
Supplies	162,196	6,129	168,325
Supplies - SMART Program	-	194	194
Resale Merchandise	29,539	-	29,539
Prizes	12,424,910	-	12,424,910
Awards	751,613	18,478	770,091
Telephone	30,085	-	30,085
Postage and Freight	1,341,604	7,783	1,349,387
Postage and Freight - SMART Program	-	6,534	6,534
Facilities	64,160	1,013,431	1,077,591
Equipment Maintenance and Repairs	1,023,961	42,474	1,066,435
Depreciation	678,377	95,989	774,366
Amortization	-	45,000	45,000
Printing	420,403	11,389	431,792
Printing - SMART Program	-	2,399	2,399
Promotion, Sponsorships, and Programs	541,082	643,533	1,184,615
Promotion, Sponsorships, and Programs - SMART Program	-	9,195	9,195
Travel	1,517,020	457,025	1,974,045
Travel - SMART Program	-	2,871	2,871
Insurance	112,014	585,793	697,807
Contributions	249,064	133,690	382,754
Lineage and Construction	552,160	-	552,160
Earnings Allocation - SMART Program	-	9,072,318	9,072,318
Miscellaneous	254,005	62,541	316,546
Miscellaneous - SMART Program	-	(16,514)	(16,514)
Total Expenses by Function	<u>\$ 38,027,742</u>	<u>\$ 14,707,606</u>	<u>\$ 52,735,348</u>



UNITED STATES BOWLING CONGRESS, INC.
STATEMENT OF FUNCTIONAL EXPENSES
YEAR ENDED DECEMBER 31, 2023

	Program Services	Management and General	Total
Salaries	\$ 6,334,229	\$ 1,277,705	\$ 7,611,934
Fringe Benefits	2,067,320	263,093	2,330,413
Employee Recruitment and Training	107,101	54,744	161,845
Temporary Agency Services	3,743,652	9,550	3,753,202
Professional Services	4,603,504	441,548	5,045,052
Professional Services - SMART Program	-	313,656	313,656
Supplies	176,301	5,019	181,320
Supplies - SMART Program	-	238	238
Resale Merchandise	61,460	108	61,568
Prizes	11,424,468	-	11,424,468
Awards	961,149	4,827	965,976
Telephone	37,267	-	37,267
Postage and Freight	1,237,706	6,009	1,243,715
Postage and Freight - SMART Program	-	6,348	6,348
Facilities	53,824	1,100,061	1,153,885
Equipment Maintenance and Repairs	814,110	37,256	851,366
Depreciation	823,043	443,576	966,619
Amortization	-	36,667	36,667
Printing	449,177	10,995	460,172
Printing - SMART Program	-	4,660	4,660
Promotion, Sponsorships, and Programs	865,327	2,938	868,265
Promotion, Sponsorships, and Programs - SMART Program	-	4,062	4,062
Travel	1,473,480	335,697	1,809,177
Travel - SMART Program	-	9,403	9,403
Insurance	84,207	667,224	751,431
Contributions	423,424	15,031	438,455
Lineage and Construction	1,406,107	-	1,406,107
Earnings Allocation - SMART Program	-	7,165,120	7,165,120
Miscellaneous	435,624	105,899	541,523
Miscellaneous - SMART Program	-	16,955	16,955
Total Expenses by Function	<u>\$ 37,582,480</u>	<u>\$ 12,038,389</u>	<u>\$ 49,620,869</u>



UNITED STATES BOWLING CONGRESS, INC.
STATEMENTS OF CASH FLOWS
YEARS ENDED DECEMBER 31, 2024 AND 2023

	2024	2023
CASH FLOWS FROM OPERATING ACTIVITIES		
Change in Net Assets	\$ 757,867	\$ 5,260,152
Adjustments to Reconcile Change in Net Assets to Net Cash Provided by Operating Activities:		
Depreciation	774,366	966,619
Amortization	45,000	36,667
Amortization of ROU Asset	85,272	43,551
Decrease in Post-Retirement Benefit Obligation	(152,487)	(60,116)
Net Realized and Unrealized Gains on Investments	(9,074,066)	(12,939,104)
Net Assets Obtained from IBC Youth Business Combination	(1,459,725)	-
Equity in Net Loss of International Bowling Campus, LLC	340,104	277,389
Effects of Changes in Operating Assets and Liabilities:		
Accounts Receivable	405,254	(124,004)
Due from Related Parties	66,941	230,508
Inventory	9,592	33,529
Prepaid Expenses and Other	(1,131,301)	(213,787)
Accounts Payable	(26,577)	255,391
Due to Related Parties	3,286	(21,938)
Accrued Liabilities	1,147,747	(68,975)
Deferred Revenue	1,245,781	1,500,209
Scholarship Awards Payable	5,487,618	5,438,090
Lease Liability - Operating	(85,272)	(43,551)
Net Cash Provided by Operating Activities	(1,560,600)	570,630
CASH FLOWS FROM INVESTING ACTIVITIES		
Sales of Investments	42,578,171	3,958,327
Purchases of Investments	(40,328,171)	(17,258,327)
Purchases of Property and Equipment	(462,438)	(431,890)
Purchase of Bowling Program	-	(100,000)
Proceeds from IBC Youth Business Combination	475,031	-
IBC Capital Contribution	(279,000)	(82,758)
Net Cash Provided (Used) by Investing Activities	1,983,593	(13,914,648)
NET INCREASE (DECREASE) IN CASH AND CASH EQUIVALENTS	422,993	(13,344,018)
Cash and Cash Equivalents - Beginning of Year	6,048,708	19,392,726
CASH AND CASH EQUIVALENTS - END OF YEAR	<u>\$ 6,471,701</u>	<u>\$ 6,048,708</u>
SUPPLEMENTAL DISCLOSURE OF NONCASH ACTIVITIES		
Construction in Progress included in Accounts Payable	\$ 62,500	\$ -
See Note 2 for Noncash Addition of IBC Youth's Assets and Assumption of IBC Youth's Liabilities		





A ***Future*** FOR
THE ***Sport***